


1.0 12V 4C - HYUNDAI - ATOS 99/07

1.0 12V 4C - KIA - PICANTO 04/12

MTR: EPSILON G4HC / G4HG: "TAMPA DE VÁLVULAS DE FERRO" - GAS

36005-JGCB	JG JTA MTR S/ CAB	91105-JGRS	JG RETIF MTR S/ CAB
36005-JGSC	JG JTA MTR C/ CAB DE FIBRA	91105-JGRV	JG RETIF MTR C/ CAB DE FIBRA
36005-JRSC	JG JTA MTR C/ CAB DE FIBRA E C/ RET	91105-JRRV	JG RETIF MTR C/ CAB DE FIBRA E RET




36002 SC - 1,4 MM - CIL. 68 MM


"OPCIONAL"

36002- KT2 2,0 MM - CIL. 68 MM
36002 KT - 3,0 MM - CIL. 68 MM


JTA CABEÇOTE




36019 NA - JTA COLETOR ADMISSÃO




36027 BO
JTA TAMPA VÁLVULAS



36022 PAK
JTA ESCAPE




36024 F
JTA COLETOR ESCAPE




36018 NA
JTA ADMISSÃO INTERNA


JG JTA RETIFICAÇÃO




36344 NA
JTA CANO OLEO




36072 NA
JTA




36052 NA
JTA




36030 NA
JTA BBA AGUA



36029 NA
JTA TAMPA DISTRIBUIÇÃO /
BOMBA ÓLEO



36043 NA
JTA MANCAL TRASEIRO



36016 NA
JTA CARTER


XXXXX-KP

KIT PARAFUSOS DO CABEÇOTE

36005-KTRT

KIT DE RETENORES DO MOTOR


RET HASTE VALVULAS
(5x10x11,5)



125006003


RET VIR. ANT.

(30x46x7)



1150173


RET COMANDO
(35x50x8)



1112456

RET VIRABREVUM TRAS.

(60x75x7)



1150273

1.0 12V 3C - HYUNDAI - HB20 12/22

1.0 12V 3C - KIA - PICANTO 11/18

MTR: KAPPA FFV FLEX

36006-JGCB	JG JTA MTR S/ CAB	36006-JGRS	JG RETIF MTR S/ CAB
36006-JGSC	JG JTA MTR C/ CAB DE FIBRA	36006-JGRV	JG RETIF MTR C/ CAB DE FIBRA
36006-JGML	JG JTA MTR C/ CAB DE CHAPA	36006-JGRM	JG RETIF MTR C/ CAB DE CHAPA
36006-JRSC	JG JTA MTR C/ CAB DE FIBRA E C/ RET	36006-JRRV	JG RETIF MTR C/ CAB DE FIBRA E RET
36006-JRML	JG JTA MTR C/ CAB DE CHAPA E C/ RET	36006-JRRM	JG RETIF MTR C/ CAB DE CHAPA E RET



36001 MLS - 0,5 MM - CIL. 72,7 MM

36001 SC - 1,2 MM - CIL. 72,7 MM

"OPCIONAL"

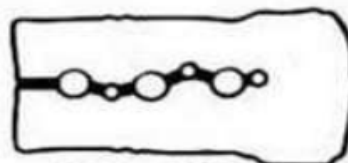
36001 KT - 3,0 MM - CIL. 72,7 MM

JTA CABEÇOTE



36020 JGBO

JTA COLETOR ADMISSÃO




36026 BO

JTA TAMPA VÁLVULAS



36021 F

JTA COLETOR ESCAPE



36006 KTBO - KIT BORRACHAS MOTOR



261218

ANEL BUJÃO CARTER

36006-KP

KIT PARAFUSOS DO CABEÇOTE

9.00X1.50X130.00/10.90(X8)

36006-KTRT

KIT DE RETENORES DO MOTOR

RET HASTE VALVULAS

(5,5x10x10,7)



12500186

RET POLIA

(34x48x7)



1150108

RET VIRABREUIM TRAS.

(72x98x8)



1152186

1.0 12V 4C - KIA - PICANTO 08/12

MTR: G4HE - TAMPA DE VÁLVULAS DE PLÁSTICO - GAS

36007-JGCB	JG JTA MTR S/ CAB	36007-JGRS	JG RETIF MTR S/ CAB
36007-JGSC	JG JTA MTR C/ CAB DE FIBRA	36007-JGRV	JG RETIF MTR C/ CAB DE FIBRA
36007-JRSC	JG JTA MTR C/ CAB DE FIBRA E C/ RET	36007-JRRV	JG RETIF MTR C/ CAB DE FIBRA E RET



36002 SC - 1,4 MM - CIL. 68 MM


"OPCIONAL"

36002 KT - 3,0 MM - CIL. 68 MM

JTA CABEÇOTE



36019 NA
JTA COLETOR ADMISSÃO



36025 BO
JTA TAMPA VÁLVULAS



36022 PAK
JTA ESCAPE



36024 F
JTA COLETOR ESCAPE




36018 NA
JTA ADMISSÃO INTERNA

JG JTA RETIFICAÇÃO



36344 NA
JTA CANO OLEO




36072 NA
JTA



36052 NA
JTA




36030 NA
JTA BBA AGUA



36029 NA
JTA TAMPA DISTRIBUIÇÃO /
BOMBA ÓLEO



36043 NA
JTA MANCAL TRASEIRO



36016 NA
JTA CARTER


XXXXX-KP

KIT PARAFUSOS DO CABEÇOTE

36005-KTRT


KIT DE RETENORES DO MOTOR

RET HASTE VALVULAS
(5x10x11,5)




125006003 RET VIR. ANT.

(30x46x7)




1150173

RET COMANDO
(35x50x8)



1112456 RET VIRADREUM TRAS.

(60x75x7)



1150273

1.6 16V 4C - HYUNDAI - HB20 12/21 - I30 / VELOSTER / ELANTRA: 11/14

1.6 16V 4C - KIA - SOUL 09/13 - CERATO 08/13

MTR: GAMMA-G4FC FLEX - GAMMA-FFV FLEX

36705-JGCB	JG JTA MTR S/ CAB	36705-JGRS	JG RETIF MTR S/ CAB
36705-JGSC	JG JTA MTR C/ CAB DE FIBRA	36705-JGRV	JG RETIF MTR C/ CAB DE FIBRA
36705-JGML	JG JTA MTR C/ CAB DE CHAPA	36705-JGRM	JG RETIF MTR C/ CAB DE CHAPA
36705-JRSC	JG JTA MTR C/ CAB DE FIBRA E C/ RET	36705-JRRV	JG RETIF MTR C/ CAB DE FIBRA E RET
36705-JRML	JG JTA MTR C/ CAB DE CHAPA E C/ RET	36705-JRRM	JG RETIF MTR C/ CAB DE CHAPA E RET



36701 MLS - 0,75 MM - CIL. 78,5 MM
36701 SC - 1,5 MM - CIL.78,5 MM

"OPCIONAL"

36701 KT - 3,0 MM - CIL. 78,5 MM

JTA CABEÇOTE



36726 BO-JTA TAMPA VÁLVULAS

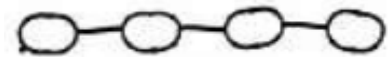


36745 BO - VEDADORES VELAS TV

36726 KTBO - KIT JUNTAS T V



36721 F
JTA COLETOR ESCAPE



36720 BO
JTA COLETOR ADMISSÃO

"OPCIONAL"



36722 F
JTA ESCAPE

"OPCIONAL"



36787 BO
JTA CORPO
BORBOLETA



36789 BO
JTA



36778 BO
JTA CORPO
BORBOLETA

36705 KTBO - KIT BORRACHAS MOTOR

JG JTA RETIFICAÇÃO




36733 NA
JTA BOMBA D'AGUA



36734 NA
JTA PESCADOR

"OPCIONAL"



36716 NA - JTA CARTER

36705-KP
KIT PARAFUSOS DO CABEÇOTE:
M9.00X1.50X143.00/10.90 (x10)

OU

36705-KP-M10
M10.00X1.50X144.00/10.90 (x10)

36705-KTRT

KIT DE RETENORES DO MOTOR

RET HASTE VÁLVULAS
5,5X10X10,7



12500186

RET POLIA-26X37X06



1151187

RET VOLANTE

76X108X08



1152187

2.0 8V 4C - GM - TRACKER TURBO 00/01

2.0-2.2 8V 4C - KIA - SPORTAGE 2.2 8V DIESEL 93/98 - SPORTAGE 2.0 8V 98/04 TD

2.0 8V 4C - SUZUKI - VITARA TD / GRAND VITARA XL7: 94/98

MTR: HW DIESEL - RF DIESEL TCI / RHW TURBO DIESEL

91707-JGCB	JG JTA MTR S/ CAB	91707-JGRS	JG RETIF MTR S/ CAB
91707-JGSC	JG JTA MTR C/ CAB DE FIBRA	91707-JGRV	JG RETIF MTR C/ CAB DE FIBRA
91707-JGML	JG JTA MTR C/ CAB DE CHAPA	91707-JGRM	JG RETIF MTR C/ CAB DE CHAPA
91707-JRSC	JG JTA MTR C/ CAB DE FIBRA E C/ RET	91707-JRRV	JG RETIF MTR C/ CAB DE FIBRA E RET
91707-JRML	JG JTA MTR C/ CAB DE CHAPA E C/ RET	91707-JRRM	JG RETIF MTR C/ CAB DE CHAPA E RET

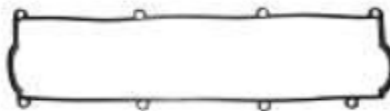


91702 MLS - 2,0 MM - CIL. 87,5 MM
91702 SC - 1,8 MM - CIL. 87,5 MM

OPCIONAL

91702SC-2M - 2,0 MM - CIL. 87,5 MM
91702 SC-3M - 2,5 MM - CIL. 87,5 MM
91702 KT - 3,0 MM - CIL. 87,5 MM

JTA CABEÇOTE



91126 BO
JTA TAMPVA VÁLVULAS

OPCIONAL



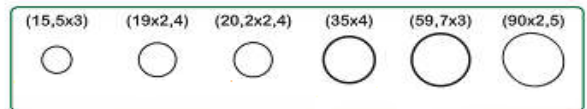
91163 PAK
GAXETA
ESCAPE



91121 F - JTA COLETOR ESCAPE



91118 NA - JTA COLETOR ADMISSÃO



91105 KTBO - KIT BORRACHAS MOTOR

JG JTA RETIFICAÇÃO



91128 NA
JTA BBA OLEO



91131 NA
JTA



91135 NA
JTA




91136 NA
JTA



91132 NA
JTA BBA AGUA



91133 NA
JTA



91129 NA
JTA BBA INJETORA



91137 NA
JTA



91134 NA
JTA



91130 NA
JTA MANCAL
TRAS.



261622
ANEL
BUJÃO
CARTER



91116 CB
JTA CARTER

91105-KP

KIT PARAFUSOS DO CABEÇOTE

12.00X1.50X113.00 (X10)

DIVERSAS



91186 CV
KIT JTAS TURBINA: SPORTAGE
TD 97/03-GRAND VITARA
94/98-TRACKER 00/01

91105-KTRT

KIT DE RETENTORES DO MOTOR

RET HASTE VALVULAS

(8x14x8)



1250021

RET COMANDO

(30x44x7)



1150021

RET VIRABREQUIM DIANT.

(34x48x7)



1150108

RET VIRABREQUIM TRAS.

(90x110x11)



1150296

2.0 16V 4C - HYUNDAI - TUCSON 04/08 - I30 09/12 - ELANTRA 00/06

2.0 16V 4C - KIA - CERATO 04/09 - SPORTAGE 04/10 - CARENS 00/02

MTR: CVVT-G4GC / (B2) 20BT-G4GC / THETA G4GC: GAS - BETA-F4NA FLEX

36606-JGCB	JG JTA MTR S/ CAB	36606-JGRS	JG RETIF MTR S/ CAB
36606-JGSC	JG JTA MTR C/ CAB DE FIBRA	36606-JGRV	JG RETIF MTR C/ CAB DE FIBRA
36606-JGML	JG JTA MTR C/ CAB DE CHAPA	36606-JGRM	JG RETIF MTR C/ CAB DE CHAPA
36606-JRSC	JG JTA MTR C/ CAB DE FIBRA E C/ RET	36606-JRRV	JG RETIF MTR C/ CAB DE FIBRA E RET
36606-JRML	JG JTA MTR C/ CAB DE CHAPA E C/ RET	36606-JRRM	JG RETIF MTR C/ CAB DE CHAPA E RET



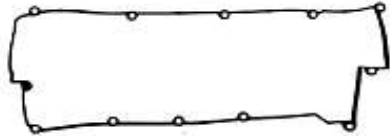
36601 MLS - 0,7 MM - CIL. 84 MM
36601 SC - 1,2 MM - CIL. 84 MM

36601 MLS -2M "OPCIONAL" 2,7 MM - CIL. 84 MM
36601 KT - 3,0 MM - CIL. 84 MM

JTA CABEÇOTE



36620 NA
JTA COLETOR ADMISSÃO



36635 BO - JTA TAMPAS VÁLVULAS



36645 JGBO - JG VEDADORES VELA TV



36346 JGBO - JG BORR MEIA LUA TV

36635 KTBO - KIT JUNTAS TV



36633 NA
JTA SUPORTE VALV.
TERMOSTÁTICA



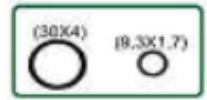
36632 NA
JTA VÁLVULA
TERMOSTÁTICA



36621 F
JTA COLETOR ESCAPE



36652 NA
JTA TBI



36606 KTBO
KIT BORRACHAS MTR


JG JTA RETIFICAÇÃO



261420
ANEL BUJÃO



36644 NA
JTA PESCADOR
ÓLEO




36630 NA
JTA BOMBA
D'AGUA



36643 NA
JTA MANCAL
TRASEIRO



36628 NA
JTA TAMPAS DISTRIBUIÇÃO /
BOMBA ÓLEO



36616 NA - JTA CARTER

36606-KP
KIT PARAFUSOS DO CABEÇOTE
10.00X1.25X100.00 (X8)
12.00X1.25X151.00 (X2)

36606-KTRT
KIT DE RETENTORES DO MOTOR

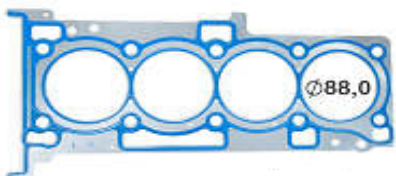
RET HST VALV-06X11X11,6	RET COMANDO-35X50X08
1250112	1112456
RET GIRABREQUIM DIANT.	RET GIRABREQUIM TRAS.
37,6X49X7,5	80X96X7,5
1151177	1150177

2.0 16V 4C - HYUNDAI - IX35 10/22 - SONATA / TUCSON: 09/ - CRETA 16/21 - ELANTRA 12/18

2.0 16V 4C - KIA-SPORTAGE11/18-CERATO10/13-CARENS08/13-MAGENTIS06/10-OPTIMA14/16-SORENTO15/22

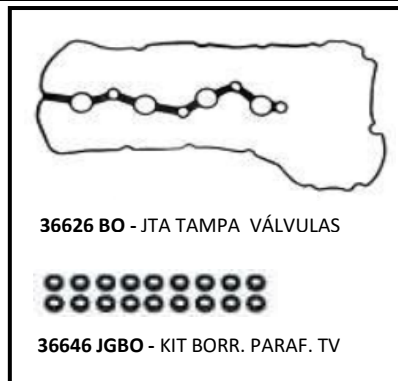
MTR: NU-G4KD / THETA-G4KD :FLEX - 2.0 TETTA II G4KD GAS

36607-JGCB	JG JTA MTR S/ CAB	36607-JGRS	JG RETIF MTR S/ CAB
36607-JGSC	JG JTA MTR C/ CAB DE FIBRA	36607-JGRV	JG RETIF MTR C/ CAB DE FIBRA
36607-JGML	JG JTA MTR C/ CAB DE CHAPA	36607-JGRM	JG RETIF MTR C/ CAB DE CHAPA
36607-JRSC	JG JTA MTR C/ CAB DE FIBRA E C/ RET	36607-JRRV	JG RETIF MTR C/ CAB DE FIBRA E RET
36607-JRML	JG JTA MTR C/ CAB DE CHAPA E C/ RET	36607-JRRM	JG RETIF MTR C/ CAB DE CHAPA E RET



36602 MLS - 0,7 MM - CIL. 88 MM
36602 SC - 1,2 MM - CIL. 88 MM

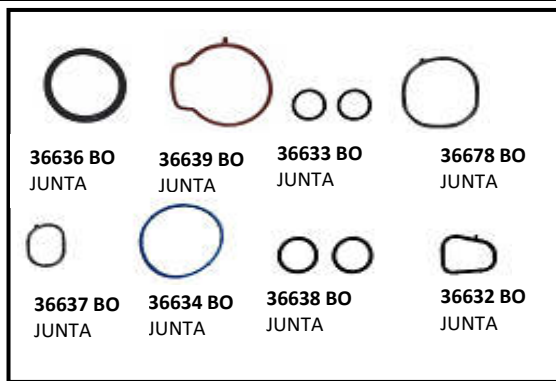
JTA CABEÇOTE



36626 BO - JTA TAMPA VÁLVULAS

36646 JGBO - KIT BORR. PARAF. TV

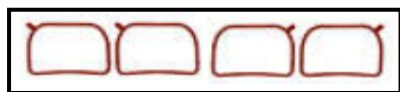
36626 KTBO
KIT JUNTAS TAMPA VÁLVULAS



36636 BO JUNTA 36639 BO JUNTA 36633 BO JUNTA 36678 BO JUNTA

36637 BO JUNTA 36634 BO JUNTA 36638 BO JUNTA 36632 BO JUNTA

36607 KTBO - KIT BORRACHAS MOTOR



36619 KTBO - JTA COLETOR ADMISSÃO



36622 JGPAK - JTA ESCAPE



36623 MLS - JTA COLETOR ESCAPE

JG JTA RETIFICAÇÃO



"OPCIONAL"



36644 MLS
JTA



36631 MLS
JTA BBA D'AGUA



36637 PAK
JTA CATALIZADOR



36647 MLS
JTA



"OPCIONAL"



36617 NA - JTA CARTER

36607-KP
KIT PARAFUSOS DO CABEÇOTE

11.00X1.50X165.00 (X2)
11.00X1.50X165.00 (X8)

36607-KTRT
KIT DE RETENORES DO MOTOR

RET HASTE VALV
(5x11x20)



125008001

RET VIRABREQUIM DIANT.

(42x55x7)



115018001

RET VIRABREUIM TRAS.

(85x103x8)



1151194

1.8/2.0 16V 4C - HYUNDAI - ELANTRA / TUCSON / IX35 OPTIMA: 11/18 - CRETA / CERATO: 19/22 -

1.8/2.0 16V 4C - KIA - SPORTAGE / OPTIMA: 11/18

MTR: 18N-G4NBB GAS - NU G4KD FLEX THETA G4KD / NU-2 : FLEX

36706-JGCB	JG JTA MTR S/ CAB	36706-JGRS	JG RETIF MTR S/ CAB
36706-JGSC	JG JTA MTR C/ CAB DE FIBRA	36706-JGRV	JG RETIF MTR C/ CAB DE FIBRA
36706-JGML	JG JTA MTR C/ CAB DE CHAPA	36706-JGRM	JG RETIF MTR C/ CAB DE CHAPA
36706-JRSC	JG JTA MTR C/ CAB DE FIBRA E C/ RET	36706-JRRV	JG RETIF MTR C/ CAB DE FIBRA E RET
36706-JRML	JG JTA MTR C/ CAB DE CHAPA E C/ RET	36706-JRRM	JG RETIF MTR C/ CAB DE CHAPA E RET



36702 SC - 1,0 MM - CIL. 82,5 MM
JTA CABEÇOTE



36727 BO
JUNTAS DA TAMPA VÁLVULAS





36723 F
JUNTA COLETOR ESCAPE



36718 BO
JTA COLETOR ADMISSÃO



36822 F
JUNTA ESCAPE



36706 KTBO - KIT BORRACHAS MOTOR



36730 NA
JUNTA DA BOMBA
D'GUA



36743 NA
JUNTA



36742 NA
JUNTA

36706-KP

KIT PARAFUSOS DO CABEÇOTE

10.00X1.50X157.00 (X4)

11.00X1.50X165.00 (X6)

36706-KTRT

KIT DE RETENORES DO MOTOR

RET HASTE VALV
(5x11x20)



125008001

RET VIRABREQUIM DIANT.

(40x52x6)



115018008

RET VIRABREUIM TRAS.

(85x119x8)











115028008










2.0 16V 4C - KIA - SPORTAGE 94/01 - CLARUS 96/01

MTR: THETA FE - THETA FED - FE-FE-DI: GAS

91706-JGCB	JG JTA MTR S/ CAB	91706-JGRS	JG RETIF MTR S/ CAB
91706-JGSC	JG JTA MTR C/ CAB DE FIBRA	91706-JGRV	JG RETIF MTR C/ CAB DE FIBRA
91706-JRSC	JG JTA MTR C/ CAB DE FIBRA E C/ RET	91706-JRRV	JG RETIF MTR C/ CAB DE FIBRA E RET





 <p>91701 SC - CIL. 87,5 MM JTA CABEÇOTE</p>  <p>91720 NA - JTA COLETOR ADMISSÃO</p>	 <p>91726 BO - JTA TAMPA VÁLVULAS</p>  <p>91746 JGBO - JG BORR. DOS PARAFUSOS</p>  <p>91747 JGAR - JG ARRUELAS PARAFUSOS</p>	 <p>91721 PAK</p>  <p>91706 KTBO - KIT BORRACHAS MOTOR</p>  <p>91719 NA - JTA COLETOR ADMISSÃO</p>
--	---	--

91726 KTBO - KIT JUNTAS T V **JG JTA RETIFICAÇÃO**

 <p>91727 BO - JTA</p>  <p>91743 NA JTA MANCAL TRASEIRO</p>	 <p>91734 NA JTA</p>  <p>91730 NA JTA BBA D'AGUA</p>  <p>261420 ANEL BUJÃO CARTER</p>	 <p>91736 NA JTA</p>  <p>91733 NA JTA</p>  <p>91728 BO - JTA</p>	 <p>91116 CB - JTA CARTER</p>
---	---	--	---

XXXXX-KP
KIT PARAFUSOS DO CABEÇOTE

91706-KTRT
KIT DE RETENORES DO MOTOR


<p>RET HASTED VALVULAS</p> <p>(6x11x11,6)</p>  <p>1250155</p>	<p>RET COMANDO</p> <p>(34x48x7)</p>  <p>1150108</p>
<p>RET VIRABREQUIM DIANT.</p> <p>(34x48x7)</p>  <p>1150108</p>	<p>RET VIRABREQUIM TRAS.</p> <p>(90x110x8,5)</p>  <p>1150296</p>

2.2 8V 4C - KIA - BESTA 92/97 - BONGO 93/97 - CERES 92/96

2.2 8V 4C - MAZDA - B2200 90/95

MTR: 2.2 SOHC-R2 DSL - S2-OHV 2.2 DSL - 2.2 DIESEL-R290 DSL: INJ DIR-HW DIESEL

91105-JGCB	JG JTA MTR S/ CAB	91105-JGRS	JG RETIF MTR S/ CAB
91105-JGSC	JG JTA MTR C/ CAB DE FIBRA	91105-JGRV	JG RETIF MTR C/ CAB DE FIBRA
91105-JGML	JG JTA MTR C/ CAB DE CHAPA	91105-JGRM	JG RETIF MTR C/ CAB DE CHAPA
91105-JRSC	JG JTA MTR C/ CAB DE FIBRA E C/ RET	91105-JRRV	JG RETIF MTR C/ CAB DE FIBRA E RET
91105-JRML	JG JTA MTR C/ CAB DE CHAPA E C/ RET	91105-JRRM	JG RETIF MTR C/ CAB DE CHAPA E RET




91101 MLS - CIL. 87,5 MM
91101 SC - 1,8 MM - CIL. 87,5 MM


"OPCIONAL"

91101 KT - 2,8 MM - CIL. 87,5 MM


JTA CABEÇOTE




91131 NA
JTA



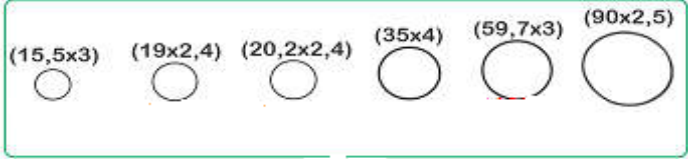
91126 BO
JTA TAMPA VÁLVULAS



91121 F
JTA COLETOR ESCAPE




91118 NA
JTA COLETOR ADMISSÃO




(15,5x3) (19x2,4) (20,2x2,4) (35x4) (59,7x3) (90x2,5)

91105 KTBO - KIT BORRACHAS MOTOR


JG JTA RETIFICAÇÃO




91128 NA
JTA BBA OLEO




91134 NA
JTA




91135 NA
JTA




91136 NA
JTA




91132 NA
JTA BBA AGUA




91137 NA
JTA




91133 NA
JTA




91129 NA
JTA BBA INJETORA



91130 NA
JTA MANCAL TRAS.



91622
ANEL BUJÃO CARTER



91116 CB - JTA CARTER

91105-KP

KIT PARAFUSOS DO CABEÇOTE


12.00X1.50X113.00/10 (X10)

91105-KTRT

KIT DE RETENORES DO MOTOR

RET HASTE VALVULAS


(8x14x8)



1250021

RET COMANDO


(30x44x7)



1150021

RET VIRABREQUIM DIANT.


(34x48x7)



1150108

RET VIRABREQUIM TRAS.

(90x110x11)




1150296

1150296

2.4 8V 4C-KIA - BONGO / CERES 93/97

MTR: DSL ASP INJ DIR DIESEL

91306-JGCB	JG JTA MTR S/ CAB	91105-JGRS	JG RETIF MTR S/ CAB
91306-JGSC	JG JTA MTR C/ CAB DE FIBRA	91105-JGRV	JG RETIF MTR C/ CAB DE FIBRA
91306-JRSC	JG JTA MTR C/ CAB DE FIBRA E C/ RET	91105-JRRV	JG RETIF MTR C/ CAB DE FIBRA E RET




91301 SC - 1,8 MM - CIL. 97,5 MM

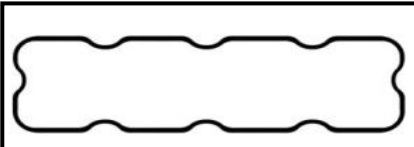
"OPCIONAL"

91301 KT3 - 3,0 MM - CIL. 97,5 MM


JTA DO CABEÇOTE



91227 NA - JTA COLETOR ADMISSÃO

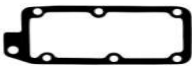


91326 BO - JTA TAMPÁ VÁLVULAS




91346 JGBO - JG BORRACHA PARAFUSOS

91326 KTBO - KIT DE JTAS DA T V




91274 NA-JTA BBA INJETORA




91321 F
JTA COLETOR ESCAPE

"OPCIONAL"



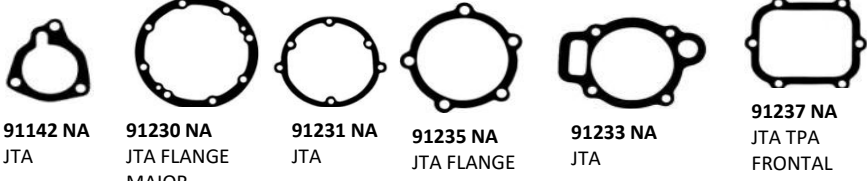
91322 PAK
JTA ESCAPE

"OPCIONAL"



91322 PAK
JTA ESCAPE

JG JTA RETIFICAÇÃO



91142 NA JTA


91230 NA JTA FLANGE MAIOR

91231 NA JTA

91235 NA JTA FLANGE MENOR

91233 NA JTA

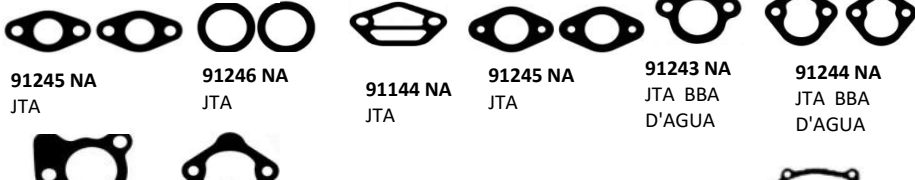
91237 NA JTA TPA FRONTAL



91128 NA JTA CAPA RET VOLANTE

91234 NA JTA

91240 NA JTA PASS. D'AGUA



91245 NA JTA

91246 NA JTA


91144 NA JTA

91245 NA JTA


91243 NA JTA BBA D'AGUA

91244 NA JTA BBA D'AGUA

"OPCIONAL"



91316 CB - JTA DO CARTER




91248 NA JTA

91247 NA JTA BBA ÓLEO


91249 NA JTA ACOPL. BBA D'AGUA

91337 NA JTA






91229 NA JTA DISTRIBUIÇÃO

91149 NA JTA DISTRIB. INTERNA



91317 PAK - JTA DO CARTER

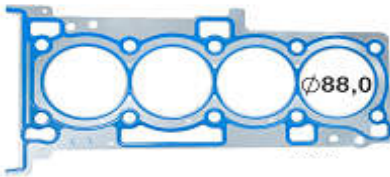
<p>XXXXX-KP</p> <p>KIT PARAFUSOS DO CABEÇOTE</p>	<p>91306-KTRT</p> <p>KIT DE RETENORES DO MOTOR</p>
<p>DIVERSAS</p>	<p>RET HASTE VALVULAS</p> <p>(8x12,8x13)</p>  <p>1250007</p> <p>RET VIRABREQUIM DIANT.</p> <p>(51x70x11)</p>  <p>1150107</p>
	<p>RET VIRABREQUIM TRAS.</p> <p>(101,5x125x13)</p>  <p>1150207</p>

2. 4 16V 4C - HYUNDAI - SANTA FÉ 11/12 - SONATA 07/14

2.4 16V 4C - KIA - OPTIMA 12/15 - SORENTO 09/15

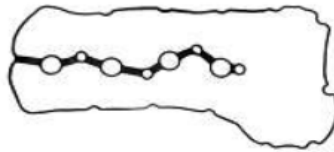
MTR: (L6) 24T2 G4KE GAS / THETA II VVT DOHC I4 GAS / 2.4 L 16V G4KC GAS / THETA II G4KJ GAS / CVVT G4KE GAS

36608-JGCB	JG JTA MTR S/ CAB	36608-JGRS	JG RETIF MTR S/ CAB
36608-JGSC	JG JTA MTR C/ CAB DE FIBRA	36608-JGRV	JG RETIF MTR C/ CAB DE FIBRA
36608-JGML	JG JTA MTR C/ CAB DE CHAPA	36608-JGRM	JG RETIF MTR C/ CAB DE CHAPA
36608-JRSC	JG JTA MTR C/ CAB DE FIBRA E C/ RET	36608-JRRV	JG RETIF MTR C/ CAB DE FIBRA E RET
36608-JRML	JG JTA MTR C/ CAB DE CHAPA E C/ RET	36608-JRRM	JG RETIF MTR C/ CAB DE CHAPA E RET



36602 MLS - 0,7 MM - CIL. 88 MM
36602 SC - 1,2 MM - CIL. 88 MM

JTA CABEÇOTE



36626 BO - JTA TAMPA VÁLVULAS



36646 JGBO - KIT BORR. PARAF. TV

36626 KTBO
KIT JUNTAS TAMPA VÁLVULAS



36636 BO JUNTA 36639 BO JUNTA 36633 BO JUNTA 36678 BO JUNTA



36637 BO JUNTA 36634 BO JUNTA 36638 BO JUNTA 36632 BO JUNTA

36607 KTBO - KIT BORRACHAS MOTOR



36619 KTBO - JTA COLETOR ADMISSÃO



36622 JGPAK - JTA ESCAPE



36623 MLS - JTA COLETOR ESCAPE

JG JTA RETIFICAÇÃO

"OPCIONAL"



36644 MLS
JTA



36631 MLS
JTA BBA D'AGUA



36637 PAK
JTA CATALIZADOR



36647 MLS
JTA

"OPCIONAL"



36617 NA - JTA CARTER

36607-KP

KIT PARAFUSOS DO CABEÇOTE

11.00X1.50X165.00 (X2)

11.00X1.50X165.00 (X8)

36607-KTRT

KIT DE RETENORES DO MOTOR

RET HASTE VALV
(5x11x20)



125008001

RET VIRABREQUIM DIANT.

(42x55x7)



115018001

RET VIRABREUIM TRAS.

(85x103x8)



1151194


2.5 8V 4C - HYUNDAI - HR TDCI 07/12

2.5 8V 4C - KIA - K2500 01/12

2.5 8V 4C - MITSUBISHI - L200 / HPE: 01/12 - PAJERO 01/12

MTR: 4D56 D4BH - 4D56-D4BH DSL TURBO - 4D56 VGT DSL TURBO: INJ DIR/ DIESEL


17706-JGCB	JG JTA MTR S/ CAB	17706-JGRS	JG RETIF MTR S/ CAB
17706-JGSC	JG JTA MTR C/ CAB DE FIBRA	17706-JGRV	JG RETIF MTR C/ CAB DE FIBRA
17706-JGML	JG JTA MTR C/ CAB DE CHAPA	17706-JGRM	JG RETIF MTR C/ CAB DE CHAPA
17706-JRSC	JG JTA MTR C/ CAB DE FIBRA E C/ RET	17706-JRRV	JG RETIF MTR C/ CAB DE FIBRA E RET
17706-JRML	JG JTA MTR C/ CAB DE CHAPA E C/ RET	17706-JRRM	JG RETIF MTR C/ CAB DE CHAPA E RET




"OPCIONAL"

17701 MLS-1M - 1,45 MM - CIL 92,5 MM
 17701 MLS-2M - 1,5 MM - CIL 92,5 MM
 17701 MLS-3M - 1,55 MM - CIL 92,5 MM
 17701 MLS-4M - 1,6 MM - CIL 92,5 MM
 17701 MLS-5M - 1,65 MM - CIL 92,5 MM
 17701 MLS-6M - 1,70 MM - CIL 92,5 MM
 17701 SC-1M - 1,45 MM - CIL 92,5 MM
 17701 SC-2M - 1,5 MM - CIL 92,5 MM
 17701 SC-3M - 1,55 MM - CIL 92,5 MM
 17701 SC-4M - 1,6 MM - CIL 92,5 MM
 17701 SC-5M - 1,7 MM - CIL 92,5 MM
 17701 KT2 - 2,0 MM - CIL 92,5 MM
 17701 KT2,5 - 2,5 MM - CIL 92,5 MM
 17701 KT3 - 3,0 MM - CIL 92,5 MM
(ANTIGO 36401)


JTA CABEÇOTE




17226 BO - JTA TAMPA VÁLVULAS



91627 BO - MEIA LUA TV




17045 JGBO
JG BORR. PARAF. TV




17048 JGBO
JG BORR. PARAF. TV

17047 KTBO-KIT VEDADORES PARAF TV


17226 KTBO - KIT JTAS. TAMPA DE VÁLVULAS




17435 NA
JTA BASE BOMBA D'AGUA



17433 NA
JTA BASE BOMBA D'AGUA




17721 MLS
JTA COLETOR ESCAPE E ADMISSÃO
ANTIGO 36421 MLS




(14,8x3,5)(25,5x2,5)(22x4)(8,9x1,9)(4,7x1,9)

17706 KTBO - KIT BORRACHAS MOTOR



17437 NA
JTA



17432 NA
JTA TERMOSTATO

JG JTA RETIFICAÇÃO



17434 NA
JTA



17436 NA
JTA RESPIRO



17430 NA
JTA BBA
DAGUA



17431 NA
JTA



17429 NA
JTA MANCAL
TRASEIRO



17428 NA
JTA TD E BBA ÓLEO



ANTIGO 36516 CB
17716 CB - JTA CARTER

17706-KP

KIT PARAFUSOS DO CABEÇOTE

12.00X1.25X105.00/10.90 (X18)

17706-KTRT

KIT DE RETENORES DO MOTOR

RET VALVULAS-08X13X13



1250011

RET GIRABREQUIM. TRAS

44X60X07 - 80X96X09



1150111 - 1150211

RET COMANDO-35X50X08



1112456

RET EIXO INTERMEDIARIO

25X35X06 - 17X28X07




1150311 - 1150411

2.5 16V 4C - HYUNDAI - HR 13/22

2.5 16V 4C - KIA - BONGO / K2500: 13/22

MTR: 2.5 16V D4CB*2.5 16V-D4CB DSL/2.5 CRDI-D4CB DSL:TURBO:INJ DIR-DIESEL-EURO 5


91606-JGCB	JG JTA MTR S/ CAB	91606-JGRS	JG RETIF MTR S/ CAB
91606-JGSC	JG JTA MTR C/ CAB DE FIBRA	91606-JGRV	JG RETIF MTR C/ CAB DE FIBRA
91606-JGML	JG JTA MTR C/ CAB DE CHAPA	91606-JGRM	JG RETIF MTR C/ CAB DE CHAPA
91606-JRSC	JG JTA MTR C/ CAB DE FIBRA E C/ RET	91606-JRRV	JG RETIF MTR C/ CAB DE FIBRA E RET
91606-JRML	JG JTA MTR C/ CAB DE CHAPA E C/ RET	91606-JRRM	JG RETIF MTR C/ CAB DE CHAPA E RET




"OPCIONAL"

91602 MLS-1M - 0,80 MM - CIL. 92,5 MM
 91602 MLS-2M - 0,85 MM - CIL. 92,5 MM
 91602 MLS-3M - 0,90 MM - CIL. 92,5 MM
 91602 MLS-4M - 0,95 MM - CIL. 92,5 MM
 91602 MLS-5M - 1,00 MM - CIL. 92,5 MM
 91602 SC-5M - 1,20 MM - CIL. 92,5 MM
 91602-SC-6M - 1,40 MM - CIL. 92,5 MM

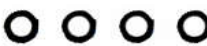
JTA DO CABEÇOTE




91620 NA - JTA COLETOR ADMISSÃO



91625 BO -JTA TAMPA DE VÁLVULAS




91645 BO -VEDADORES BICO INJ TV




91627 BO - BORR. MEIA LUA T V

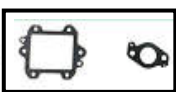
91625 KTBO - KIT JUNTAS TAMPA VÁLVULAS




91632 NA
JTA
TERMOSTATO




91622 PAK
JTA ESCAPE




91636 KTNA
KIT JTA



91621 F - JUNTA COLETOR ESCAPE



91606 KTAR - KIT ARRUELAS MOTOR



91606 KTBO -KIT BORRACHAS MOTOR

JG JTA RETIFICAÇÃO



91630 MLS
JTA DA BBA DA D'AGUA



91642 KTBO
KIT BORRACHAS
PESCADOR ÓLEO





91633 KTBO
91634 MLS


91635 KTMB - KIT JTA REFRIGERAÇÃO ÓLEO

91606-KP
KIT PARAFUSOS DO CABEÇOTE
12.00X1.25X153.00 (x18)

91606-KTRT
KIT DE RETENORES DO MOTOR


RET HASTE VALVULAS
(7x12x20)

125005605

RET VIRABREQUIM DIANT.
(48x62x8)

115015605

RET VIRABREQUIM TRAS.
(91x114x9)

115025605

**2.5 16V 4C - KIA - SORENTO 02/
MTR: D4CB - TURBO DIESEL**


91607-JGCB	JG JTA MTR S/ CAB	91607-JGRS	JG RETIF MTR S/ CAB
91607-JGSC	JG JTA MTR C/ CAB DE FIBRA	91607-JGRV	JG RETIF MTR C/ CAB DE FIBRA
91607-JGML	JG JTA MTR C/ CAB DE CHAPA	91607-JGRM	JG RETIF MTR C/ CAB DE CHAPA
91607-JRSC	JG JTA MTR C/ CAB DE FIBRA E C/ RET	91607-JRRV	JG RETIF MTR C/ CAB DE FIBRA E RET
91607-JRML	JG JTA MTR C/ CAB DE CHAPA E C/ RET	91607-JRRM	JG RETIF MTR C/ CAB DE CHAPA E RET




"OPCIONAL"

91602 MLS-1M - 0,80 MM - CIL. 92,5 MM
 91602 MLS-2M - 0,85 MM - CIL. 92,5 MM
 91602 MLS-3M - 0,90 MM - CIL. 92,5 MM
 91602 MLS-4M - 0,95 MM - CIL. 92,5 MM
 91602 MLS-5M - 1,00 MM - CIL. 92,5 MM
 91602 SC-5M - 1,20 MM - CIL. 92,5 MM
 91602-SC-6M - 1,40 MM - CIL. 92,5 MM

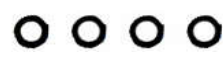
JTA DO CABEÇOTE




91620 NA - JTA COLETOR ADMISSÃO



91626 BO - JTA TAMPA VÁLVULAS




91645 BO -VEDADORES BICO INJ TV




91627 BO - BORR. MEIA LUA T V


91626 KTBO - KIT JTA TAMPA VÁLVULAS




91632 NA
JTA TERMOSTATO




91622 PAK
JTA ESCAPE



91636 KTNA
KIT JTA




91621 F - JUNTA COLETOR ESCAPE



25,0x14,0x2,0 16,0x10,0x1,0 25,0x20,0x2,0

91606 KTAR - KIT ARRUELAS MOTOR



(37,0x2,5)

91606 KTBO - KIT BORRACHAS MOTOR



91630 MLS
JTA BBA
D'AGUA



91642 KTBO
KIT BORRACHAS
PESCADOR ÓLEO




91633 KTBO
91634 MLS

91635 KTMB - KIT JTA REFRIGERAÇÃO ÓLEO

91606-KP
KIT PARAFUSOS DO CABEÇOTE
12.00X1.25X153.00 (x18)

91606-KTRT
KIT DE RETENORES DO MOTOR


RET HASTE VALVULAS
(7x12x20)



125005605

RET VIRABREQUIM DIANT.


(48x62x8)



115015605

RET VIRABREUIM TRAS.

(91x114x9)



115025605

2.5 24V V6 - KIA - CARNIVAL 02/05

2.5 24V V6 - LAND ROVER - FREELANDRE: HSE/S/SE/SE3 : 00/06

MTR: 25K4F / 153 CID - GAS

91906-JGCB	JG JTA MTR S/ CAB	91906-JGRS	JG RETIF MTR S/ CAB
91906-JGSC	JG JTA MTR C/ CAB DE FIBRA	91906-JGRV	JG RETIF MTR C/ CAB DE FIBRA
91906-JGML	JG JTA MTR C/ CAB DE CHAPA	91906-JGRM	JG RETIF MTR C/ CAB DE CHAPA
91906-JRSC	JG JTA MTR C/ CAB DE FIBRA E C/ RET	91906-JRRV	JG RETIF MTR C/ CAB DE FIBRA E RET
91906-JRML	JG JTA MTR C/ CAB DE CHAPA E C/ RET	91906-JRRM	JG RETIF MTR C/ CAB DE CHAPA E RET



91901 FA - 1,30 MM - CIL. 81 MM
91901 MLS - 0,70 MM - CIL. 81 MM

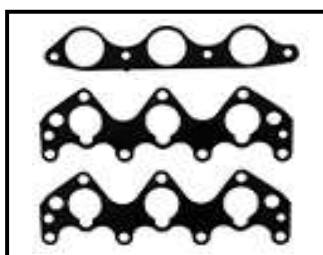
OPCIONAL

91901 MP - 1,80 MM - CIL. 81 MM

JUNTA DO CABEÇOTE (PAR)



91926 BP
JUNTAS DA TAMPA DE VÁLVULAS (PAR)

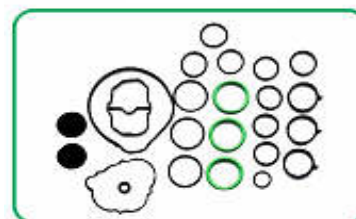


91920 JGNA
JUNTA DA ADMISSÃO (JG 3 PÇS)



91921 F
JUNTA COLETOR ESCAPE (PAR)

OPCIONAL



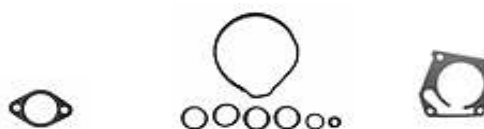
91906 KTBO - KIT VEDADORES MOTOR

JG JTA RETIFICAÇÃO



91933 PAK
JUNTA

OPCIONAL



91935 NA
JUNTA

91906 KTBO 01
KIT VEDADORES MOTOR

91934 NA
JUNTA

XXXXX-KP
KIT PARAFUSOS DO CABEÇOTE

91906 KTRT 91906 KTRT-F (com ret flange tras.)
KIT DE RETENORES DO MOTOR

RET HASTE VALVULAS

RET COMANDO



R791003



R794003 - R964006



RET GIRABREQUIM DIANT.

RET GIRABREQUIM TRAS.

32x45x8



R924012




R792002

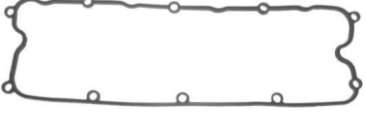
2.7 8V 4C - KIA - BESTA 93/96

MTR: VN - DIESEL


91107-JGCB	JG JTA MTR S/ CAB	91107-JGRS	JG RETIF MTR S/ CAB
91107-JGSC	JG JTA MTR C/ CAB DE FIBRA	91107-JGRV	JG RETIF MTR C/ CAB DE FIBRA
91107-JRSC	JG JTA MTR C/ CAB DE FIBRA E C/ RET	91107-JRRV	JG RETIF MTR C/ CAB DE FIBRA E RET




91102 SC - 1,4 MM - CIL. 98,5 MM
JTA CABEÇOTE




91427 BO
JTA TAMPA VÁLVULAS




91221 F
JTA COLETOR ESCAPE



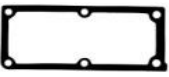
91222 F
JTA ESCAPE



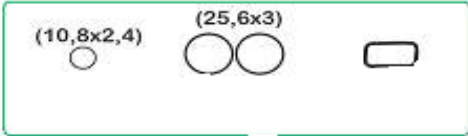
91331 NA
JTA FLANGE MENOR



91218 FS
JTA COLETOR ADMISSÃO




91332 NA
JTA TPA. LAT. CABEÇOTE




91105 KTBO - KIT BORRACHAS MOTOR

(10,8x2,4) (25,6x3)


JG JTA RETIFICAÇÃO




91335 NA
JTA




91337 NA
JTA BBA INJETORA




91339 NA
JTA ENTRADA ADMISSÃO




91338 NA
JTA BASE BBA INJETORA




91330 NA
JTA FLANGE INTERMEDIARIA




91217 NA



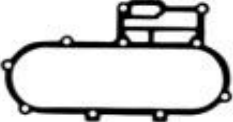
91334 NA
JTA




91333 NA
JTA




91248 NA
JTA SUP. BBA. D'AGUA




91336 NA
JTA ACOPLAMENTO BBA INJETORA




91230 NA
JTA DA FLANGE MAIOR



91327 NA
JTA TAMPA DISTRIBUIÇÃO INTERNA




91328 NA
JTA TAMPA DISTRIBUIÇÃO





91216 NA - JTA CARTER


XXXXX-KP
KIT PARAFUSOS DO CABEÇOTE

91107-KTRT
KIT DE RETENORES DO MOTOR

RET HASTE VALVULAS
(9x13x10)

1250025

RET GIRABREQUIM DIANT.
(51x70x11)

1150140


RET COMANDO
(30x44x7)

1150021

RET GIRABREQUIM TRAS.
(101,6x125x13)

1150207

2.7 8V 4C - KIA - BESTA GS 98/02 - BONGO / K2700 : 98/12

MTR: J2 2.7 KIA MOTORS R2 / 2.7 D-J2 DSL: ASP DIESEL INJ DIR

91406-JGCB	JG JTA MTR S/ CAB	91406-JGRS	JG RETIF MTR S/ CAB
91406-JGSC	JG JTA MTR C/ CAB DE FIBRA	91406-JGRV	JG RETIF MTR C/ CAB DE FIBRA
91406-JRSC	JG JTA MTR C/ CAB DE FIBRA E C/ RET	91406-JRRV	JG RETIF MTR C/ CAB DE FIBRA E RET
91406-JGML	JG JTA MTR C/ CAB DE FIBRA	91406-JGRM	JG RETIF MTR C/ CAB DE FIBRA
91406-JRML	JG JTA MTR C/ CAB DE FIBRA E C/ RET	91406-JRRM	JG RETIF MTR C/ CAB DE FIBRA E RET




91401 SC - 1,8 MM - CIL. 98,5 MM
91401 MLS - - CIL. 98,5 MM

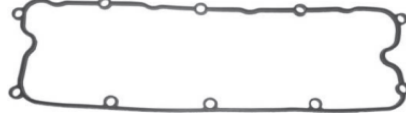
"OPCIONAL"

91401 KT2 - 2,0 MM - CIL. 98,5 MM
91401 KT3 - 3,0 MM - CIL. 98,5 MM

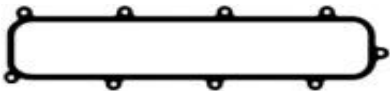
JTA DO CABEÇOTE



91423 NA - JTA COLETOR ADMISSÃO




91427 BO - JTA TAMPA VÁLVULAS




91425 NA - JTA SUPERIOR T V

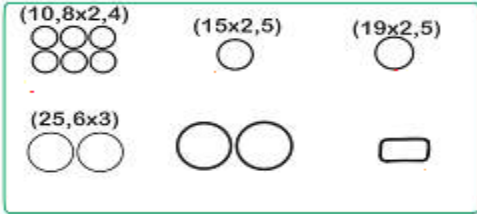
"OPCIONAL"



91420 JGSI
JTA COLETOR ADMISSÃO



91421 F
JTA DE COLETOR DE ESCAPE




(10,8x2,4) (15x2,5) (19x2,5)
(25,6x3)


91406 KTBO - KIT BORRACHAS MOTOR

JG JTA RETIFICAÇÃO

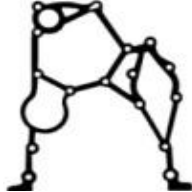
"OPCIONAL"




91432 NA JTA 91239 NA JTA
91342 NA JTA 91341 NA JTA




91376 NA
JTA CANO RETORNO




91429 NA
JTA DISTRIBUIÇÃO INTERNA



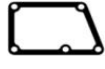
91329 NA - JTA TPA DISTRIBUIÇÃO




91337 NA
JTA




91334 NA
JTA




91532 NA
JTA




91330 NA
JTA MANCAL TRASEIRO



91536 NA
JTA FILTRO ÓLEO



91430 NA
JTA BBA AGUA



91538 NA
JTA

XXXXX-KP

KIT PARAFUSOS DO CABEÇOTE

91506-KTRT


KIT DE RETENORES DO MOTOR

RET HASTE VALVULAS
(8,4x14x13)



1250023

RET VIRABREQUIM DIANT.



1150023


RET VIRABREQUIM TRAS.



1150296

3.0 8V 4C - KIA - BESTA GS / GRAND BESTA GS: 97/03
MTR: J2 3.0-JT DSL INJ DIR - JTA (SOHC) - DIESEL

91506-JGCB	JG JTA MTR S/ CAB	91506-JGRS	JG RETIF MTR S/ CAB
91506-JGSC	JG JTA MTR C/ CAB DE FIBRA	91506-JGRV	JG RETIF MTR C/ CAB DE FIBRA
91506-JRSC	JG JTA MTR C/ CAB DE FIBRA E C/ RET	91506-JRRV	JG RETIF MTR C/ CAB DE FIBRA E RET
91506-JGML	JG JTA MTR C/ CAB DE FIBRA	91506-JGRM	JG RETIF MTR C/ CAB DE FIBRA
91506-JRML	JG JTA MTR C/ CAB DE FIBRA E C/ RET	91506-JRRM	JG RETIF MTR C/ CAB DE FIBRA E RET




91501 SC - 1,8 MM - CIL. 101,5 MM
91501 MLS - - CIL. 101,5 MM


"OPCIONAL"

91501 MP - - CIL. 101,5 MM
91501 KT2 - 2 MM - CIL. 101,5 MM
91501 KT3 - 3 MM - CIL. 101,5 MM

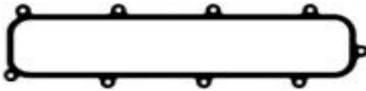
JTA DO CABEÇOTE



91423 NA - JTA COLETOR ADMISSÃO

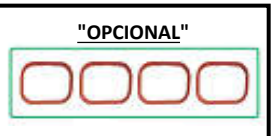


91427 BO - JTA TAMPA VÁLVULAS




91425 NA - JTA SUPERIOR T V


"OPCIONAL"



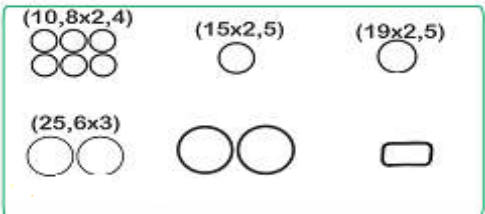
91420 JGSI
JTA COLETOR ADMISSÃO



91422 PAK
JTA ESCAPE



91421 F
JTA COLETOR ESCAPE




(10,8x2,4) (15x2,5) (19x2,5)
(25,6x3)


91406 KTBO - KIT BORRACHAS MOTOR

JG JTA RETIFICAÇÃO


"OPCIONAL"




91432 NA
JTA




91239 NA
JTA



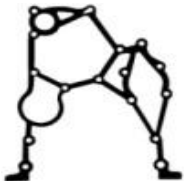
91342 NA
JTA



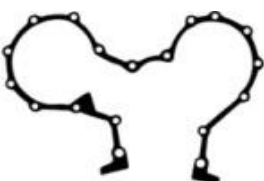
91341 NA
JTA




91376 NA
JTA CANO RETORNO




91429 NA
JTA DISTRIBUIÇÃO INTERNA




91329 NA - JTA TPA DISTRIBUIÇÃO




91337 NA
JTA




91532 NA
JTA




91430 NA
JTA BBA AGUA




91538 NA
JTA




91334 NA
JTA



91330 NA
JTA MANCAL TRASEIRO



91536 NA
JTA FILTROÓLEO



91416 NA

XXXXX-KP
KIT PARAFUSOS DO CABEÇOTE

91506-KTRT
KIT DE RETENORES DO MOTOR

RET HASTE VALVULAS
(8,4x14x13)



1250023

RET GIRABREQUIM DIANT.

(53x70x11)



1150023

RET GIRABREQUIM TRAS.

(90x110x11)



1150296

3.0-3.3-3.5 24V V6-HYUNDAI - SANTA FE: 3.3 24V 13/19-3.5 24V 10/12-AZERA: 3.0 24V 11/17-3.3 24V 07/11

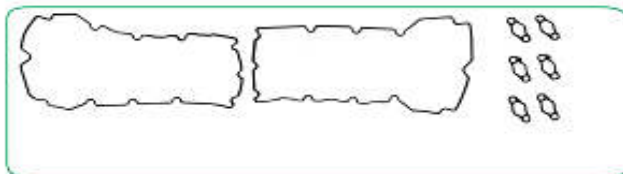
3.5 24V V6 - KIA - CADENZA 10/16 - SORENTO 03/22

MTR: LAMBDA II 3.5 MPI-G6DCA / D-CVVT G6DC / CVVT G6CU: GAS

36809-JGCB	JG JTA MTR S/ CAB	36809-JGRS	JG RETIF MTR S/ CAB
36809-JGSC	JG JTA MTR C/ CAB DE FIBRA	36809-JGRV	JG RETIF MTR C/ CAB DE FIBRA
36809-JGML	JG JTA MTR C/ CAB DE CHAPA	36809-JGRM	JG RETIF MTR C/ CAB DE CHAPA
36809-JRSC	JG JTA MTR C/ CAB DE FIBRA E C/ RET	36809-JRRV	JG RETIF MTR C/ CAB DE FIBRA E RET
36809-JRML	JG JTA MTR C/ CAB DE CHAPA E C/ RET	36809-JRRM	JG RETIF MTR C/ CAB DE CHAPA E RET



36803 SC - 1,20 MM - CIL. 93,5 MM
36803 MLS - 0,60 MM - CIL. 93,5 MM
 JUNTA CABEÇOTE



36925 KTBO
 JUNTA DA TAMPA DE VALVULAS



36821 KTF
 JUNTA COLETOR ESCAPE (PAR)



36822 F - 2 PÇS
 JUNTA ESCAPE



36853 JGBO
 JUNTA COLETOR ADMISSÃO

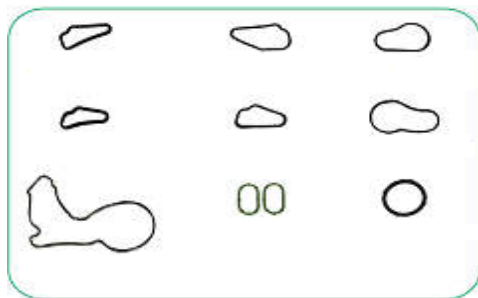


36852 JGBO
 JUNTA COLETOR ADMISSÃO



36851 F
 JUNTA ESCAPE - 1 PÇ

JG JTA RETIFICAÇÃO



36806 KTBO 01 - KIT BORRACHAS MOTOR



36831 MLS
 JUNTA BOMBA D'ÁGUA



36842 KTBO
 KIT BORRACHAS RESFRIADOR RADIADOR ÓLEO E TROCADOR CALOR MOTOR

36809-KP
KIT PARAFUSOS DO CABEÇOTE
 12.00X1.25X102.00 (X8)

36806-KTRT
KIT DE RETENORES DO MOTOR

RET HASTE VALVULAS
 (4,5x10,8x19,8)



125008004

RET GIRABREQUIM DIANT.
 (45x62x6)



115018004

RET GIRABREQUIM TRAS.
 (91x111x9)



115028004

3.3 24V V6 - HYUNDAI - AZERA 07/21 - SANTA FÉ 13/19 - GRAND SANTA FÉ 14/19 - SONATA 04/12

3.3 24V V6 - KIA - CARNIVAL 16/22 - GRAND CARNIVAL 15/22 - SORENTO 15/18

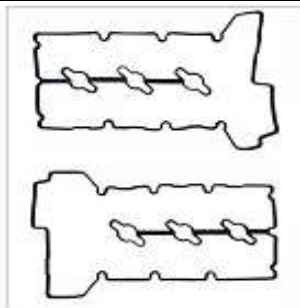
MTR: LAMBDA-G6DB GAS / LAMBDA II CVVT- GAS J1 33LD-G6DB GAS: TV ALUMÍNIO

36806-JGCB	JG JTA MTR S/ CAB	36806-JGRS	JG RETIF MTR S/ CAB
36806-JGSC	JG JTA MTR C/ CAB DE FIBRA	36806-JGRV	JG RETIF MTR C/ CAB DE FIBRA
36806-JGML	JG JTA MTR C/ CAB DE CHAPA	36806-JGRM	JG RETIF MTR C/ CAB DE CHAPA
36806-JRSC	JG JTA MTR C/ CAB DE FIBRA E C/ RET	36806-JRRV	JG RETIF MTR C/ CAB DE FIBRA E RET
36806-JRML	JG JTA MTR C/ CAB DE CHAPA E C/ RET	36806-JRRM	JG RETIF MTR C/ CAB DE CHAPA E RET



36801 SC - 1,20 MM - CIL. 93,5 MM
36801 MLS - 0,60 MM - CIL. 93,5 MM

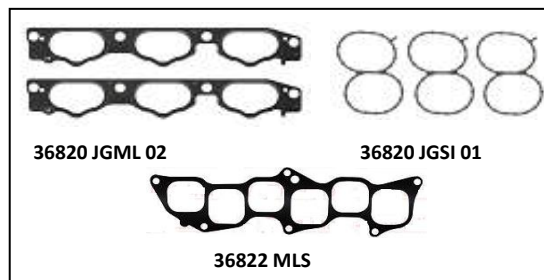
JTA CABEÇOTE (PAR)



36826 KTBO
JOGO DE JUNTAS DA TAMPA
VÁLVULAS (PAR)



36821 KTF
JUNTA COLETOR ESCAPE (PAR)



36820 JGML 02

36820 JGSI 01

36822 MLS



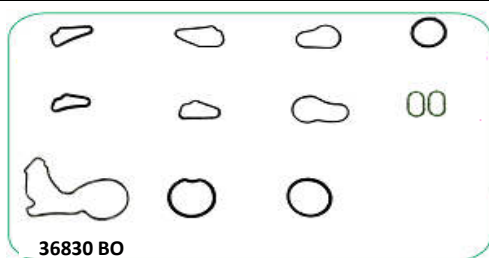
36822 F
JUNTA ESCAPE



36851 F
JUNTA ESCAPE

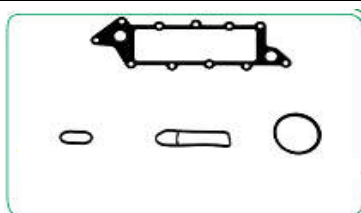
36820 KTNA - KIT JTAS COLETOR ADMISSÃO

JG JTA RETIFICAÇÃO



36830 BO

36806 KTBO 01 - KIT BORRACHAS MOTOR 12 PÇS



36835 KTBNA 01
KIT JUNTA RESFRIADOR ÓLEO - 4 PÇS



"OPCIONAL"

36816 NA - JTA CARTER

36806-KP

KIT PARAFUSOS DO CABEÇOTE
11.00X1.50X134.00 (X16)

36806-KTRT

KIT DE RETENORES DO MOTOR

RET HASTE VALV
(4,5x10,8x19,8)



125008004

RET VIRABREQUIM DIANT.
(45x62x6)



115018004

RET VIRABREQUIM TRAS.
(91x111x9)



115028004


3.5/3.6 8V 4C-KIA - BONGO: K3500 / K3600

MTR: K3500 / K3600


91507-JGCB	JG JTA MTR S/ CAB	91507-JGRS	JG RETIF MTR S/ CAB
91507-JGSC	JG JTA MTR C/ CAB DE FIBRA	91507-JGRV	JG RETIF MTR C/ CAB DE FIBRA
91507-JRSC	JG JTA MTR C/ CAB DE FIBRA E C/ RET	91507-JRRV	JG RETIF MTR C/ CAB DE FIBRA E RET




91502 SC
JUNTA CABEÇOTE



91526 BO
JUNTA TAMPA VÁLVULAS




91521 PAK
JUNTA COLETOR ESCAPE




91520 NA - JUNTA COLETOR ADMISSÃO


JG JTA RETIFICAÇÃO




91532 NA
JUNTA




91533 NA
JUNTA




91545 NA
JUNTA




91538 NA
JUNTA




91540 NA
JUNTA




91541 NA
JUNTA




91542 NA
JUNTA




91530 NA
JUNTA BOMBA
D'AGUA




91543 NA
JUNTA




91544 NA
JUNTA FLANGE




91536 NA
JUNTA TROCADOR CALOR




91529 NA
JUNTA TAMPA DISTRIBUIÇÃO INTERNA



91528 NA - JUNTA DISTRIBUIÇÃO



91517 NA (1 PÇ) -JUNTA SUB CARTER




91516KTNB
JUNTA CARTER

XXXXX-KP
KIT PARAFUSOS DO CABEÇOTE


91507-KTRT
KIT RETENORES MOTOR

RET HASTE VALV.09X14X10




23.33.8700V

RET GIRABREQUIM DIANT.
50,8 X 69,9 X11



23.31.5900H

RET GIRABREQUIM TRAS-101X125X13



23.30.8000AH

3.8 24V V6 - HYUNDAI - GENESIS 11/13 - VERA CRUZ 07/12

3.8 24V V6 - KIA - CARNIVAL 06/11 - MOHAVE 09/13 - OPIRUS 07/09 - SORENTO 06/09

MTR: LAMBDA II FR CVVT (J3) 38LD/3.8 L 24V G6D/S G6DA/3.8 LAMBDA S/CVVT G6DA: GAS

36807-JGCB	JG JTA MTR S/ CAB	36807-JGRS	JG RETIF MTR S/ CAB
36807-JGSC	JG JTA MTR C/ CAB DE FIBRA	36807-JGRV	JG RETIF MTR C/ CAB DE FIBRA
36807-JGML	JG JTA MTR C/ CAB DE CHAPA	36807-JGRM	JG RETIF MTR C/ CAB DE CHAPA
36807-JRSC	JG JTA MTR C/ CAB DE FIBRA E C/ RET	36807-JRRV	JG RETIF MTR C/ CAB DE FIBRA E RET
36807-JRML	JG JTA MTR C/ CAB DE CHAPA E C/ RET	36807-JRRM	JG RETIF MTR C/ CAB DE CHAPA E RET



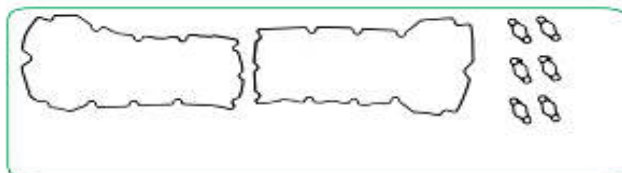
36802 SC - 1,20 MM - CIL. 93,5 MM
36802 MLS - 0,60 MM - CIL. 93,5 MM
 JUNTA CABEÇOTE



36820 JGML 02
 JUNTA COLETOR ADMISSÃO



36852 JGBO - JUNTA COLETOR ADMISSÃO



36925 KTBO - JUNTA TAMPA VALVULAS



36826 KTBO - JUNTA TAMPA VALVULAS

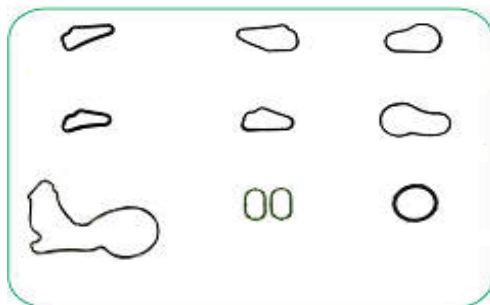


36851 F - JUNTA ESCAPE - 1 PÇ



36821 KTF
 JUNTA COLETOR ESCAPE (PAR)

JG JTA RETIFICAÇÃO



36806 KTBO 01 - KIT BORRACHAS MOTOR



36831 MLS
 JUNTA BOMBA D'AGUA



36842 KTBO
 KIT BORRACHAS RESFRIADOR RADIADOR ÓLEO E TROCADOR CALOR MOTOR

36806-KP

KIT PARAFUSOS DO CABEÇOTE

11.00X1.50X134.00 (X16)

36806-KTRT

KIT DE RETENORES DO MOTOR

RET HASTE VALVULAS

(4,5x10,8x19,8)



125008004

RET GIRABREQUIM DIANT.

(45x62x6)



115018004




RET GIRABREQUIM TRAS.

(91x111x9)



115028004

JUNTA CABEÇOTE







			
36703-MLS	91601 SC-1M	91601 SC-2M	
JUNTA DO CABEÇOTE CERATO/KIA RIO 1.6 16V /09 DOHC G4ED - CHAPA	JUNTA DO CABEÇOTE SORENTO 2.5 16V 02/06 MTR D4CB DOHC 1,30 MM	JUNTA DO CABEÇOTE SORENTO 2.5 16V 02/06 MTR D4CB DOHC 1,50 MM	






JUNTA TAMPA VÁLVULAS

GAXETA ESCAPE








			
91626 KTBO 01		91163 PAK	
JUNTA TAMPA VÁLVULAS SORENTO/BONGO 2.5 16V 02/12 - D4CB DIESEL - KIT 2 PÇS		GAXETA ESCAPE BESTA TODAS/CERES 44X63,5X10	

JUNTA TURBINA

					
91486 AI - KIT JUNTAS TURBINA L200/300/400 - H100 2.5 8V /12					




					
91487-KTAI - KIT JUNTAS TURBINA HR 2.5 16V TURBO D4CB					





					
91488-KTAI - KIT JUNTAS TURBINA L200 / PAJERO 4D56-H100/HR 4DBB 2.5 8V 96/					

						
48373 CV	59266 NA	59376 NA	71373 CV	91433 NA	AAA 010/A	AAA 014/A
91496 CV - KIT JUNTAS TURBINA L200 2.5 8V						





JUNTA TURBINA

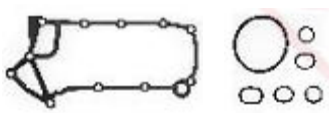
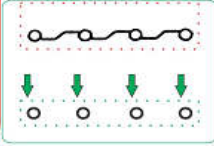
 91423 AI	 91434 NA	 91473 CV
91497 CV - KIT JUNTAS TURBINA L200 2.5 8V		

 91434 NA	 91672 FF	 91673 F
91686 CV - KIT JUNTAS TURBINA HR 2.5 16 V		





 91473 AI	 91483 AI	 91484 FF	 91672 FF
JUNTA TURBINA L200/300/400 - H100 2.5 8V /12	JUNTA TURBINA L200/300/400 - H100 2.5 8V /12	JUNTA TURBINA L200/300/400 - H100 2.5 8V /12	JUNTA TURBINA KIA SORENTO 2.5 16V - BASE TURBINA

JUNTA MOTOR

 91036 BO	 91217 NA	 91314 BO	 91347 JGBO
JUNTA FILTRO TROCADOR SPORTAGE 2.0 16V GAS 47 X 62 X 2,4 MM	JUNTA DO CARTER DA BESTA GS 2.7 /96 ANTIGA C/MEIA LUA	JUNTA CARTER BONGO/CERES 2.4 8V INTERIÇA	KIT VEDADORES PARAFUSOS TV TOYOTA EMPILHADEIRA / JIMBEI TOPIC 2.2 8V 4Y;SFG;6GF;7FG;8FG

 91635 KTMB 01	 91645 JGBO		
KIT JUNTAS TROCADOR CALOR ÓLEO: HR/H1/BONGO /K2500 2.5 16V 13/ -7 PÇS	KIT VEDADORES BICO INJETOR SORENTO/H1/K2500/BO/HR2.5 16V 13/		

JOGOS DE JUNTAS DO CÂMBIO

			
16105 NA - JOGO JUNTAS CÂMBIO TOWNER 3 CIL			