

1.6 16V 4C BMW - 116i / 118i / 120i: 11/15 - 316i 13/15

1.6 16V 4C MINI - MINI COOPER S JOHN / COOPER WORKS / COOPER ALL 4 / PACEMAN: 10/19

MTR: N18 B16A N 18 B 16 A / TWIN SCROLL TURBO N18 B16 A:GAS

| | | | |
|------------|-------------------------------------|------------|-----------------------------------|
| 43307-JGCB | JG JTA MTR S/ CAB | 43307-JGRS | JG RETIF S/ CAB |
| 43307-JGSC | JG JTA MTR C/ CAB DE FIBRA | 43307-JGRV | JG RETIF C/ CAB DE FIBRA |
| 43307-JGML | JG JTA MTR C/ CAB DE CHAPA | 43307-JGRM | JG RETIF C/ CAB DE CHAPA |
| 43307-JRSC | JG JTA MTR C/ CAB DE FIBRA E C/ RET | 43307-JRRV | JG RETIF C/ CAB DE FIBRA E C/ RET |
| 43307-JRML | JG JTA MTR C/ CAB DE CHAPA E C/ RET | 43307-JRRM | JG RETIF C/ CAB DE CHAPA E C/ RET |

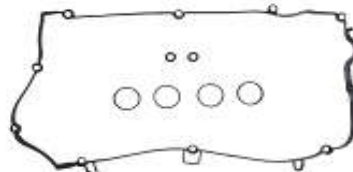


57502 SC - 1,2 MM - CIL. 78MM
57502 MLS - 0,9 MM - CIL. 78 MM

JTA CABEÇOTE



57520 JGBO
JOGO JUNTA ADMISSÃO



43224 KTBO
KIT JUNTA TAMPA VÁLVULAS



57522 F
JUNTA DO ESCAPE


OPCIONAL



57542 BO
JTA TERMOSTATO



43323 MP
JUNTA COLETOR ESCAPE



57531 BO
JUNTA BBA

57547-BO
VEDADOR


57548-BO
VEDADOR

57506 KTBO
KIT BORRACHAS MOTOR

JG JTA RETIFICAÇÃO



57535-KTBO - KIT FILTRO OLEO



57543-KTBO - KIT FILTRO OLEO

57544 KTBO - KIT SUPORTE E FILTRO OLEO



OPCIONAL

57516 NA
JTA CARTER

57506-KP

KIT PARAFUSOS DO CABEÇOTE
10.00X 1.50 X 151.00 MM X10

57506-KTRT

KIT DE RETENORES DO MOTOR

RET HASTE VALVULAS

(5X9X17,6)



125009602

RET POLIA

(61X75X8)



115019602

RETENTOR GIRABREQUIM TRASEIRO

(85X105X8)



115029602

1.6 16V 4C - MINI ONE COOPER / COOPER ALL4 / PACEMAN: 10/13

MTR: N14 B16C N 14 B 16 C / NN14 B16C-N 14 B 16 C TURBO / 12B14A: GAS

| | | | |
|------------|-------------------------------------|------------|-----------------------------------|
| 43308-JGCB | JG JTA MTR S/ CAB | 43308-JGRS | JG RETIF S/ CAB |
| 43308-JGSC | JG JTA MTR C/ CAB DE FIBRA | 43308-JGRV | JG RETIF C/ CAB DE FIBRA |
| 43308-JGML | JG JTA MTR C/ CAB DE CHAPA | 43308-JGRM | JG RETIF C/ CAB DE CHAPA |
| 43308-JRSC | JG JTA MTR C/ CAB DE FIBRA E C/ RET | 43308-JRRV | JG RETIF C/ CAB DE FIBRA E C/ RET |
| 43308-JRML | JG JTA MTR C/ CAB DE CHAPA E C/ RET | 43308-JRRM | JG RETIF C/ CAB DE CHAPA E C/ RET |

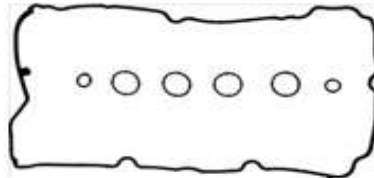


57502 SC - 1,2 MM - CIL. 78MM
57502 MLS - 0,9 MM - CIL. 78 MM

JTA CABEÇOTE



57520 JGBO
JOGO JUNTA ADMISSÃO



43228 KTBO
KIT JUNTA TAMPA VÁLVULAS



57522 F
JUNTA DO ESCAPE

OPCIONAL



57542 BO
JTA TERMOSTATO



43323 MP
JUNTA COLETOR ESCAPE



57531 BO
JUNTA BBA



57547-BO
VEDADOR



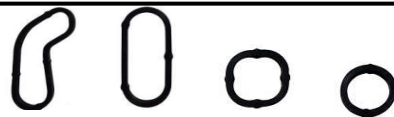
57548-BO
VEDADOR

57506 KTBO
KIT BORRACHAS MOTOR

JG JTA RETIFICAÇÃO



57535-KTBO - KIT FILTRO OLEO



57543-KTBO - KIT FILTRO OLEO

57544 KTBO - KIT SUPORTE E FILTRO OLEO



57516 NA
JTA CARTER

57506-KP

KIT PARAFUSOS DO CABEÇOTE
10.00X 1.50 X 151.00 MM X 10

57506-KTRT

KIT DE RETENORES DO MOTOR

RET HASTE VALVULAS

(5X9X17,6)



125009602

RET POLIA

(61X75X8)



115019602

RETENTOR GIRABREQUIM TRASEIRO

(85X105X8)



115029602

2.0 16V 4C - 118i 04/13-120i 03/13-318i 05/12-318ci 00/07-318ti 01/04-320i 04/13-X1i 10/15-X3i 05/11-Z4i 00/15

MTR: N46B20A / N46B20B / N46B20BD / N46B20C/CC/CD/E - GAS - "TAMPA DE VÁLVULAS FINA"

| | | | |
|------------|-------------------------------------|------------|------------------------------------|
| 43206-JGCB | JG JTA MTR S/ CAB | 43206-JGRS | JG RETIF MTR S/ CAB |
| 43206-JGSC | JG JTA MTR C/ CAB DE FIBRA | 43206-JGRV | JG RETIF MTR C/ CAB DE FIBRA |
| 43206-JGML | JG JTA MTR C/ CAB DE CHAPA | 43206-JGRM | JG RETIF MTR C/ CAB DE CHAPA |
| 43206-JRSC | JG JTA MTR C/ CAB DE FIBRA E C/ RET | 43206-JRRV | JG RETIF MTR C/ CAB DE FIBRA E RET |
| 43206-JRML | JG JTA MTR C/ CAB DE CHAPA E C/ RET | 43206-JRRM | JG RETIF MTR C/ CAB DE CHAPA E RET |

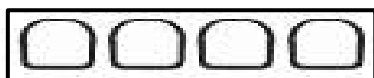


43203 SC - CIL. 85 MM
43203 MLS - 0,50 MM - CIL. 85 MM

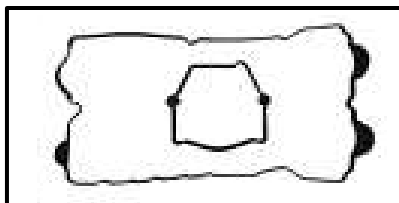
OPCIONAL

43203 MLS 2M - 0,80 MM - CIL. 85 MM

JTA CABEÇOTE



43220 JGBO
JTA COLETOR ADMISSÃO



43226 KTBO
KIT JTA TAMPA VÁLVULAS



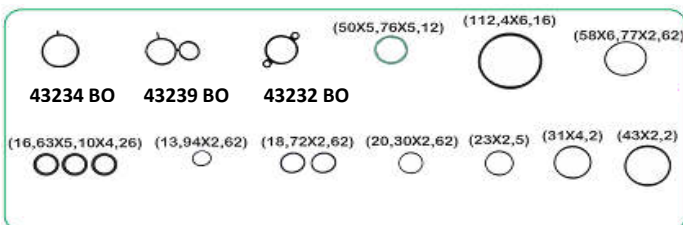
43222 F
JTA ESCAPE



43223 F
JTA ESCAPE



43221 F
JTA COLETOR ESCAPE



43206 KTBO
KIT BORRACHAS MOTOR

JG JTA RETIFICAÇÃO



43236 BO
JTA



43237 BO
ANEL



43243 KTBO
KIT JUNTAS FILTRO E
RADIADOR OLEO



43216 BI
JTA CARTER

**43207-KP
KIT PARAFUSOS DO CABEÇOTE**

- 10.00X1.50X170.00 (x6)
- 9.00X1.25X125.00(X3)
- 9.00X1.25X95.00(X3)

**43206-KTRT
KIT DE RETENORES DO MOTOR**

**RET HASTE VALVULAS
(5X9,5X16)**



125003301

RET VIRABREQUIM DIANT.

(69X79X20)



115013301

RET VIRABREUIM TRAS.

(90X110X12)



115023301

2.0 16V 4C - 118i 04/13-120i 03/13-318i 05/12-318ci 00/07-318ti 01/04-320i 04/13-X1i 10/15-X3i 05/11-Z4i 00/15

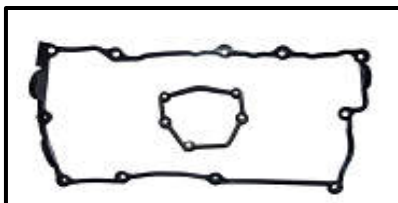
MTR: N46B20A / N46B20B / N46B20BD - GAS - "TAMPA DE VÁLVULAS GROSSA"

| | | | |
|------------|-------------------------------------|------------|------------------------------------|
| 43207-JGCB | JG JTA MTR S/ CAB | 43207-JGRS | JG RETIF MTR S/ CAB |
| 43207-JGSC | JG JTA MTR C/ CAB DE FIBRA | 43207-JGRV | JG RETIF MTR C/ CAB DE FIBRA |
| 43207-JGML | JG JTA MTR C/ CAB DE CHAPA | 43207-JGRM | JG RETIF MTR C/ CAB DE CHAPA |
| 43207-JRSC | JG JTA MTR C/ CAB DE FIBRA E C/ RET | 43207-JRRV | JG RETIF MTR C/ CAB DE FIBRA E RET |
| 43207-JRML | JG JTA MTR C/ CAB DE CHAPA E C/ RET | 43207-JRRM | JG RETIF MTR C/ CAB DE CHAPA E RET |



43202 SC - CIL. 85 MM
43202 MLS - CIL. 85 MM

JTA CABEÇOTE



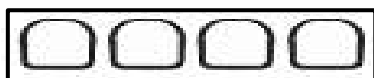
43227 KTBO
KIT JTA TAMPA VÁLVULAS



43221 F
JTA COLETOR ESCAPE



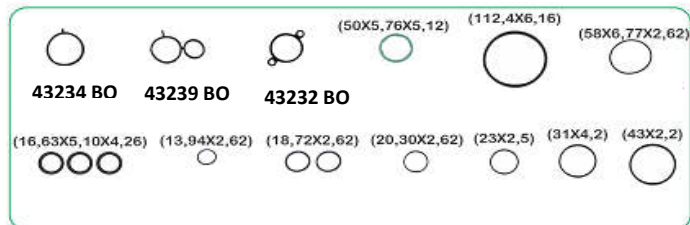
43222 F
JTA ESCAPE



43220 JGBO
JTA ADMISSÃO



43223 F
JTA ESCAPE



43206 KTBO

JG JTA RETIFICAÇÃO



43236 BO
JTA



43237 BO
ANEL



43243 KTBO
KIT JUNTAS FILTRO E RADIADOR OLEO



43216 BI
JTA CARTER

43207-KP
KIT PARAFUSOS DO CABEÇOTE
10.00X1.50X170.00 (x6)
9.00X1.25X125.00(X3)
9.00X1.25X95.00(X3)

43206-KTRT
KIT DE RETENTORES DO MOTOR
RET HASTE VALVULAS
(5X9,5X16)

125003301
RET VIRABREQUIM DIANT.
(69X79X20)

115013301
RET VIRABREQUIM TRAS.
(90X110X12)

115023301

2.0 16V 4C - BMW - 120i / 125i / 320i / 328i / 330i / 420i / 428i / 528i / X1 / X3 / X4 / Z4: 11/22

MTR: N20B20A / N20B20 / B48B20 - GAS / FLEX: TURBO

43306-JGCB JG JTA MTR S/ CAB

43306-JGRS JG RETIF MTR S/ CAB

43306-JGML JG JTA MTR C/ CAB DE CHAPA

43306-JGRM JG RETIF MTR C/ CAB DE CHAPA

43306-JRML JG JTA MTR C/ CAB DE CHAPA E C/ RET

43306-JRRM JG RETIF MTR C/ CAB DE CHAPA E RET



43301 MLS-1M - 0,75 MM - CIL. 84,5 MM

OPCIONAL

43301 MLS-2M - 0,95 MM - CIL. 84,5 MM

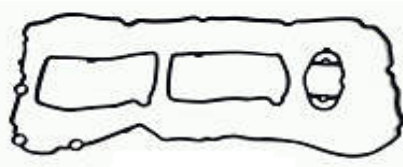
43301 MLS-3M - 1,20 MM - CIL. 84,5 MM

JUNTA CABEÇOTE



43320 JGBO

JUNTA COLETOR ADMISSÃO - 4PÇS



43326-KTBO

JUNTA TAMPA VALVULAS



43321 PAK

JUNTA COLETOR ESCAPE - 1PÇ



43306 KTBO - KIT BORRACHAS MOTOR

JG JTA RETIFICAÇÃO



43242 KTBO

KIT VEDADORES OLEO



43377 MLS

JTA TURBO
COMPRESSOR



43217 BO

JUNTA CARTER

43306-KP

KIT PARAFUSOS DO CABEÇOTE

10.00X1.50X173.00 (x4)

11.00X1.50X173.00 (X6)

9.00X1.25X30.00(X1)

9.00X1.25X70.00(X4)

43306-KTRT

KIT DE RETENORES DO MOTOR

RET VALVULAS

(4,5x9,8x21,5)



125003311

RET COMANDO

(61x74/76x11,5)



115003311

RET POLIA

(65x79x10)



115013311

RET VOLANTE

(90x110x8)



115023311

2.5 24V 6C - 325i - 525i - 525ix - TOURING 89/92

MTR: M50 (DOHC)

43105-JGCB JG JTA MTR S/ CAB

43105-JGRS JG RETIF MTR S/ CAB

43105-JGSC JG JTA MTR C/ CAB DE FIBRA

43105-JGRV JG RETIF MTR C/ CAB DE FIBRA

43105-JRSC JG JTA MTR C/ CAB DE FIBRA E C/ RET

43105-JRRV JG RETIF MTR C/ CAB DE FIBRA E RET




43102 SC - CIL. 85 MM

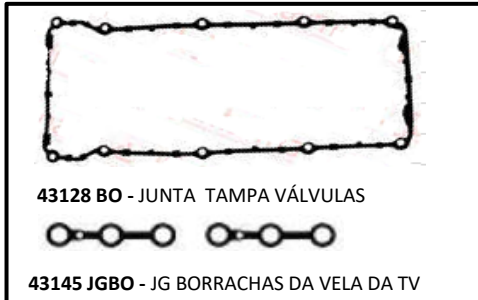
OPCIONAL

43102 KT - 3,00 MM - CIL. 85 MM

JTA CABEÇOTE



43021 JGBO
JTA COLETOR ADMISSÃO



43128 BO - JUNTA TAMPA VÁLVULAS

43145 JGBO - JG BORRACHAS DA VELA DA TV

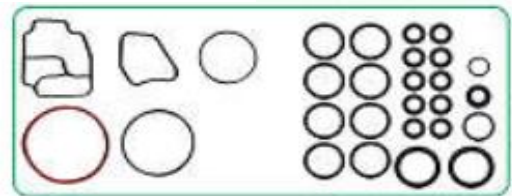
43128 KTBO - KIT JUNTAS TAMPA VÁLVULAS



43022 F
JTA COLETOR ESCAPE




43023 F (1PÇ)
JTA ESCAPE



43107 KTBO - KIT DE BORRACHAS DO MOTOR

JG JTA RETIFICAÇÃO



43128 NA
JTA



43129 NA
JTA



43133 NA
JTA



43130 NA
JTA BBA D'AGUA



43143 NA
JTA MANCAL
TRASEIRO



43116 BI
JTA CARTER

43107-KP

KIT PARAFUSOS DO CABEÇOTE

10.00X1.50X95.00 (X14)

43107-KTRT

KIT DE RETENORES DO MOTOR

RET HASTE VALVULAS

(6x9x10)



1219203

RET COMANDO

(46X65X10)



RET VIRABREUIM TRAS.

(90X110X11)



1150296

2.5 24V 6C - 325i - 525i - 525ix - TOURING 93/97

MTR: M50 (DOHC)

43107-JGCB JG JTA MTR S/ CAB

43107-JGSC JG JTA MTR C/ CAB DE FIBRA

43107-JRSC JG JTA MTR C/ CAB DE FIBRA E C/ RET

43107-JGRS JG RETIF MTR S/ CAB

43107-JGRV JG RETIF MTR C/ CAB DE FIBRA

43107-JRRV JG RETIF MTR C/ CAB DE FIBRA E RET




43102 SC - CIL. 85 MM

OPCIONAL

43102 KT - 3,00 MM - CIL. 85 MM

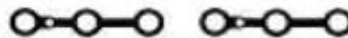
JTA CABEÇOTE



43021 JGBO
JTA ADMISSÃO



43125 BO - JTA TAMPA DE VALVULAS



43145 JGBO - JG BORRACHAS DA VELA DA TV

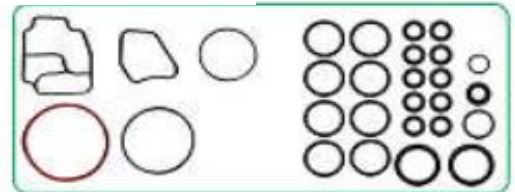
43125 KTBO - KIT DE JTAS DA TAMPA DE VÁLVULAS



43022 F
JTA COLETOR ESCAPE



43023 F (1PÇ)
JTA ESCAPE



43107 KTBO - KIT DE BORRACHAS DO MOTOR

JG JTA RETIFICAÇÃO



43128 NA
JTA



43129 NA
JTA



43133 NA
JTA



43130 NA
JTA BBA D'AGUA



43143 NA
JTA MANCAL



43116 BI
JTA CARTER

43107-KP

KIT PARAFUSOS DO CABEÇOTE

10.00X1.50X95.00 (X14)

43107-KTRT

KIT DE RETENORES DO MOTOR

RET HASTE VALVULAS

(6x9x10)



1219203

RET COMANDO

(46X65X10)



RET VIRABREUIM TRAS.

(90X110X11)



1150296

2.5/4.0 24V 6C - 323i 94/00 - 325i 00/05 - 318ti 97/00 - 530i 03/05 - M3 4.0 24V 07/11

MTR: 25 6S 3-M 52 B 25 / M52 / NG6-M 54 B 25 (256S5) / M54 S 65 B 40 A: GAS

43108-JGCB JG JTA MTR S/ CAB

43108-JGRS JG RETIF MTR S/ CAB

43108-JGML JG JTA MTR C/ CAB DE CHAPA

43108-JGRM JG RETIF MTR C/ CAB DE CHAPA


43108-JRML JG JTA MTR C/ CAB DE CHAPA E C/ RET

43108-JRRM JG RETIF MTR C/ CAB DE CHAPA E RET



43103 MLS - 0,65 MM - CIL. 85 MM

JUNTA CABEÇOTE



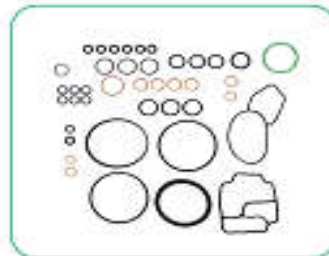
43124 KTBO
KIT JUNTA TAMPA VÁLVULAS



43121 F
JUNTA COLETOR ESCAPE



43141 NA
JUNTA



43108 KTBO - KIT BORRACHAS MOTOR



43120 JGBO
JUNTA COLETOR ADMISSÃO



43122 F (1 PÇ)
JUNTA ESCAPE

OPCIONAL



43023 F (1PÇ)
JTA ESCAPE
M3 07/11



43128 NA
JTA

JG JTA RETIFICAÇÃO



43129 NA
JTA



43143 NA
JTA MANCAL
TRASEIRO



43130 NA
JTA BBA D'AGUA



43116 BI
JTA CARTER

XXXXX-KP
KIT PARAFUSOS DO CABEÇOTE

43108-KTRT
KIT DE RETENORES DO MOTOR

RET HASTE VALVULAS



RET GIRABREQUIM DIANT.

(48X65X10)



RET GIRABREQUIM TRAS.

(90X110X12)



2.5 24V 6C - 323i / 325i / x3i / z4i

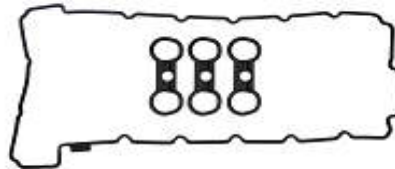
MTR: NG6-N 52 B 25 / NG6-N 52 B 30 - GAS

| | | | |
|------------|-------------------------------------|------------|------------------------------------|
| 43109-JGCB | JG JTA MTR S/ CAB | 43109-JGRS | JG RETIF MTR S/ CAB |
| 43109-JGML | JG JTA MTR C/ CAB DE CHAPA | 43109-JGRM | JG RETIF MTR C/ CAB DE CHAPA |
| 43109-JRML | JG JTA MTR C/ CAB DE CHAPA E C/ RET | 43109-JRRM | JG RETIF MTR C/ CAB DE CHAPA E RET |



43101 MLS - 0,65 MM - CIL. 85 MM

JUNTA CABEÇOTE



43127 KTBO
JUNTA TAMPA VÁLVULAS



43123 F
JUNTA COLETOR ESCAPE



43119 JGBO
JUNTA COLETOR ADMISSÃO



43124 F
JUNTA ESCAPE




43135 F
VEDADOR



43136 BO
VEDADOR



43137 BO
VEDADOR



43109 KTBO - KIT BORRACHAS MOTOR
JG JTA RETIFICAÇÃO



43133 BO
JUNTA




43144 BO
JUNTA TROCADOR
CALOR



43134 BO
VEDADOR



43143 KTBO
KIT VEDADORES



43117 BI
JUNTA CARTER

XXXXX-KP
KIT PARAFUSOS DO CABEÇOTE

43109-KTRT
KIT DE RETENORES DO MOTOR
RET HASTE VÁLVULAS

(4,5X9,8X21,5) (5,2X9,8X21,5)



RET GIRABREQUIM DIANT.

RET GIRABREQUIM TRAS.

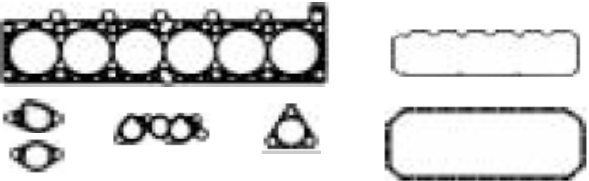


(65X79X20)









(90X110X12)





DIVERSAS JUNTAS DE MOTOR E JUNTA DE CABEÇOTE




| | | |
|---|--|--|
|  <p>43106 JRSC</p> |  <p>43201 SC</p> |  <p>43401 MLS</p> |
| <p>JOGO DE JUNTAS DO MOTOR BMW 325i/IX 2.5 12V 85/93 M20 256KA/1/2 COM RETENTORES</p> | <p>JUNTA DO CABEÇOTE 316i/318i : 1.9 98/ 4C M43B19 - 85 MM</p> | <p>JUNTA DO CABEÇOTE BMW 540/740/840/X5 V84.4 32V 99/03 DOHC - CHAPA</p> |

| | | | |
|---|---|--|---|
|  <p>43401 SC</p> |  <p>43501 SC</p> |  <p>43503 SC</p> |  <p>43601 SC</p> |
| <p>JUNTA DO CABEÇOTE BMW 540/740/840/X5 V84.4 32V 99/03 DOHC - FIBRA</p> | <p>JUNTA DO CABEÇOTE BMW 318 1.8 16V 93/95 4C M42(184S1) - 85 MM</p> | <p>JUNTA DO CABEÇOTE BMW 318 IS/TI 1.9 16V 96/98 M44-M44(194S1) - 86 MM 4C</p> | <p>JUNTA DO CABEÇOTE BMW 2.5/2.7 6C M20B25/27 USA - JAPAN 81</p> |

| | |
|---|--|
|  <p>43602 MLS</p> |  <p>43603 MLS</p> |
| <p>JUNTA DO CABEÇOTE BMW 135/335i/335i/Xdrive N54 B30A 3.0 24V 6 CIL</p> | <p>JUNTA DO CABEÇOTE BMW BMW 330i/ X5 3.0 24v DOHC LDBM0056</p> |

| | |
|--|---|
|  <p>43603 MLS</p> |  <p>43701 MLS</p> |
| <p>JUNTA DO CABEÇOTE BMW 130i 125i 630i 730i 3.0 24V 6CIL - N51B30 N52B30 - ESP: 1,10 MM</p> | <p>JUNTA DO CABEÇOTE 320i/ 520i/ Z3/ Z4 2.2 24V 6C DOHC M54 226S1</p> |

DIVERSAS JUNTAS DE TAMPA DE VÁLVULAS





| | | |
|---|---|--|
|  <p>43126 KTBO</p> |  <p>43226 KTBO DI</p> |  <p>43228 KTBO DI</p> |
| <p>JUNTA DA TAMPA DE VALVULAS BMW 325CI/I/X31/525I 2.5 24V M54 02/05</p> | <p>JUNTA DA TAMPA DE VÁLVULAS BMW 118/20/318/20/520/ X1/X3/Z4:i 2.016V 07/15 4C C DIAFRAGMA</p> | <p>JUNTA TAMPA DE VÁLVULAS MINI COOPER/COOPERALL/ PACEMAN: 1.6 16V ASPIRADO C/ DIAFRAGMA</p> |

DIVERSAS DE DIAFRAGMAS DA TAMPA DE VÁLVULAS


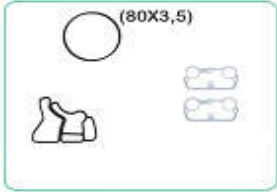
| | | | |
|---|--|--|--|
|  <p>84mm</p> <p>43249 DI</p> |  <p>43250 DI</p> |  <p>61mm</p> <p>43251-DI</p> |  <p>76,70mm</p> <p>43252 DI</p> |
| <p>DIAFRAGMA SUSPIRO TAMPA DE VÁLVULAS: BMW 118/20/318/20/X1/3 2.016V 07/15</p> | <p>DIAFRAGMA SUSPIRO TAMPA DE VÁLVULAS: BMW 120/5/320/8/X1/3: i2.0/816V11/19</p> | <p>DIAFRAGMA SUSPIRO TAMPA DE VÁLVULAS: BMW 118/20/318/20/X1:i 2.016V 00/13 - 61 MM</p> | <p>DIAFRAGMA SUSPIRO TAMPA DE VÁLVULAS: BMW 116/118/316/COOPER/S/ CLUB 1.6 16V 76,7 MM</p> |


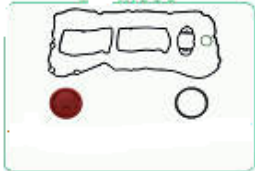
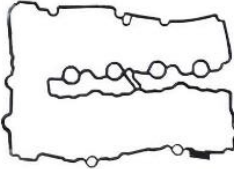
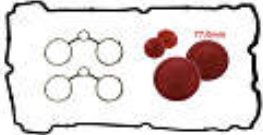
| | | | |
|---|---|---|--|
|  <p>54,5mm</p> <p>57253 DI</p> |  <p>77,0mm</p> <p>57581 KTDI</p> |  <p>60,00mm</p> <p>57582 DI</p> | |
| <p>DIAFRAGMA SUSPIRO TAMPA DE VÁLVULAS:BMW 320i 328i 420i 428i 528i X1 X3 X4 X5Z4 MTR N20 B20 2.0 16V 4CIL 54,5MM</p> | <p>KIT DIAFRAGMA 308/408/C4/5-DS3/DS4/DS5/MINI TODOS: 1.6 16V TURBO GAS/FLEX 77 MM</p> | <p>DIAFRAGMA SUSPIRO TAMPA DE VÁLVULAS: BMW 545i 645i 745i X5 645i 750i X5 MTR N62 4.4 V8 32V - 60 MM</p> | |

DIVERSAS DE GAXETAS DE ESCAPE

| | | | |
|---|---|---|---|
|  <p>43263 PAK</p> |  <p>43264 PAK</p> |  <p>43265 PAK</p> |  <p>43266 PAK</p> |
| <p>GAXETA SAÍDA ESCAPE PEQUENA BMW 116i 118i 120i 318i 320i 520i X1 SDRIVE</p> | <p>GAXETA SAÍDA ESCAPE GANDE BMW 116i 118i 120i 316i 318i 320i 520i</p> | <p>GAXETA SAÍDA ESCAPE MEDIA BMW 116i 118i 120i 318i 320i 520i</p> | <p>GAXETA SAÍDA ESCAPE BMW 135i 335i 640i 740i X3 35i X5 35i</p> |

DIVERSAS DE JUNTAS DO MOTOR

| | | | |
|--|---|--|--|
|  <p>43244 KTBO</p> |  <p>(80X3,5)</p> <p>43344 KTBO</p> | | |
| <p>KIT DE BORR BOMBA DE VÁCUO 118/120/320/520/318/116/X3/Z4: i : 2.0 16V 06/ 4C</p> | <p>KIT JUNTAS SEPARADOR ÓLEO E TROCADOR CALOR: 125i / 320i 328i/ X1: 2.0 16V - N20B20A</p> | | |

| | | | |
|--|---|---|--|
|  <p>43326 KTBO</p> |  <p>43326 KTBO DI</p> |  <p>43526 BO</p> |  <p>77,0mm</p> <p>56226-KTBO-DI/4</p> |
| <p>JUNTA TAMPA DE VÁLVULAS BMW 120i/125i/320i/X1/X3 TURBO: 2.0 16V N20/N26-</p> | <p>JUNTA TAMPA VÁLVULAS BMW 120i/125i/320i /X1/X3: TURBO: 2.0 16V N20/N26 - C/ DIAFRAGMA</p> | <p>JUNTA DA TAMPA DE VÁLVULAS 120i 2.0 16V 4C B40B20B: 125i/135i/330i /X1/X2/X3/X4/MINI CLUBMAN</p> | <p>JUNTA TAMPA VÁLVULAS 207/208/308/408/2008 -MINI COOPER: 1.6 16V 06/ RC2-THP - C/DIAFRAGMA</p> |