

1.8 8V 4C - DODGE: 1800 73/76 - POLARA 76/81

MTR: 85 CV - GAS

54306-JGCB JG JTA MTR S/ CAB

54306-JGRS JG RETIF MTR S/ CAB

54306-JGSC JG JTA MTR C/ CAB DE FIBRA

54306-JGRV JG RETIF MTR C/ CAB DE FIBRA



54301 SC - 1,80 MM
JTA CABEÇOTE



54326 CB
JTA TAMPA VÁLVULAS



54321 PAK
JTA COLETOR ESCAPE



10934 PAK
GAXETA ESCAPE



54331 FF
JTA ESCAPE



46659 NA
JTA CARBURADOR AO
COLETOR



54329 NA
JTA SAÍDA BBA D'ÁGUA

JG JTA RETIFICAÇÃO



54330 NA
JTA BBA
COMBUSTÍVEL



54328 CB
JTA BOMBA
D'ÁGUA



54327 NA
JTA DISTRIBUIÇÃO




54316 CB
JTA CARTER

54306-KTRT
KIT DE RETENTORES DO MOTOR

2.0 16V 4C - JEEP - COMPASS 07/ - COMPASS SPORT 09/09

MTR: ECN - GAS

41205-JGCB	JG JTA MTR S/ CAB	41205-JGRS	JG RETIF MTR S/ CAB
41205-JGSC	JG JTA MTR C/ CAB DE FIBRA	41205-JGRV	JG RETIF MTR C/ CAB DE FIBRA
41205-JGML	JG JTA MTR C/ CAB DE CHAPA	41205-JGRM	JG RETIF MTR C/ CAB DE CHAPA
41205-JRSC	JG JTA MTR C/ CAB DE FIBRA E C/ RET	41205-JRRV	JG RETIF MTR C/ CAB DE FIBRA E RET
41205-JRML	JG JTA MTR C/ CAB DE CHAPA E C/ RET	41205-JRRM	JG RETIF MTR C/ CAB DE CHAPA E RET

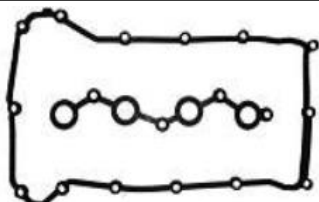


41202 MLS - 0,7 MM - CIL. 89 MM
41202 SC - 1,2 MM - CIL. 89 MM


OPCIONAL

41202 KT2 - 2,0 MM - CIL. 89 MM
41202-KT3 - 3,0 MM - CIL. 89 MM

JTA CABEÇOTE




41226 KIBUUI
JTA TAMPA VÁLVULAS




41246 JGBO - VEDADORES PARAFUSO TV


41226 KTBO - KIT JTAS TAMPA DE VÁLVULAS



41221 F
JTA COLETOR ESCAPE



41220 BO
JTA COLEDTOR ADMISSÃO



36633 BO JUNTA 36634 BO JUNTA 36636 BO JUNTA 36630BO JUNTA 36678 BO JUNTA 36637 BO JUNTA 36632 BO JUNTA

36607 KTBO - KIT DE BORRACHAS DO MOTOR

JG JTA RETIFICAÇÃO



41230 NA
JTA AGUA E ÓLEO



41230 NA
JTA BBA D'AGUA



41241 NA
JTA VALVULA EGR

OPCIONAL



3001 / IVA
JTA CARTER

36607-KP


KIT PARAFUSOS DO CABEÇOTE

11.00X1.50X165.00 (X2)
11.00X1.50X165.00 (X8)

41206-KTRT


KIT DE RETENORES DO MOTOR

RET HASTE VALVULAS




(5x11x20)

125008001



RET VALV-42X55X07

115018001



RET TRAS-85X103X08

1151194

2.0 16V 4C - STRATUS / NEON / CIRRUS / VOYAGER : 96/01

MTR: ECB/420H - SOHC - GAS

54208-JGCB JG JTA MTR S/ CAB

54208-JGML JG JTA MTR C/ CAB DE CHAPA

54208-JRML JG JTA MTR C/ CAB DE CHAPA E C/ RET


54208-JGRS JG RETIF MTR S/ CAB

54208-JGRM JG RETIF MTR C/ CAB DE CHAPA

54208-JRRM JG RETIF MTR C/ CAB DE CHAPA E RET



54202 MLS - CIL. 88,5 MM
JTA CABEÇOTE



54626 BO
JTA TAMPA VÁLVULAS



54645 JGBO
VEDADORES DA TAMPA VÁLVULAS



54619 NA
JTA COLETOR ADMISSÃO

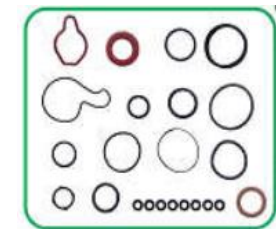


54620 JGBO
JUNTA COLETOR ADMISSÃO



54621 PAK
JTA COLETOR ESCAPE

54626 KTBO
KIT JTA TAMPA DE VÁLVULAS



54606 KTBO
KIT BORRACHAS MOTOR



54652 NA
JTA



54634 MLS
JTA



54633 NA
JTA



54663 PAK
GAXETA ESCAPE

JG JTA RETIFICAÇÃO



54616 BO
JTA CARTER

54208-KP
KIT PARAFUSOS DO CABEÇOTE

11.00X1.50X163.00 (X4)

11.00X1.50X208.00 (X6)

54606-KTRT

KIT DE RETENORES DO MOTOR

RET HASTE VALVULAS



1240087

RET COMANDO-35X48X07



1122178

RET GIRABREQUIM DIANT.

32X45X06



1140087

RET GIRABREQUIM TRAS.

91X111X10




1140187

2.0 16V 4C - JEEP - COMPASS / RENEGADE: 16/21

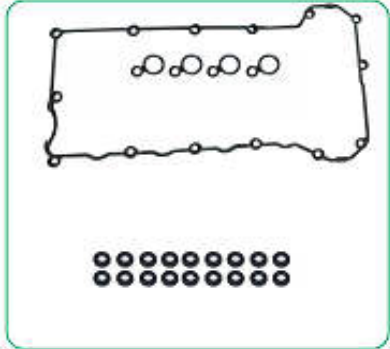
2.4 16V 4C - FIAT - TORO 16/21

MTR: TIGERSHARK - FLEX


41207-JGCB	JG JTA MTR S/ CAB	41207-JGRS	JG RETIF MTR S/ CAB
41207-JGSC	JG JTA MTR C/ CAB DE FIBRA	41207-JGRV	JG RETIF MTR C/ CAB DE FIBRA
41207-JGML	JG JTA MTR C/ CAB DE CHAPA	41207-JGRM	JG RETIF MTR C/ CAB DE CHAPA
41207-JRSC	JG JTA MTR C/ CAB DE FIBRA E C/ RET	41207-JRRV	JG RETIF MTR C/ CAB DE FIBRA E RET
41207-JRML	JG JTA MTR C/ CAB DE CHAPA E C/ RET	41207-JRRM	JG RETIF MTR C/ CAB DE CHAPA E RET




41203 MLS - 0,7 MM - CIL. 90 MM
41203 SC - 1,2 MM - CIL. 90 MM
JTA CABEÇOTE




41227 KTBO
KIT JTAS TAMPA DE VÁLVULAS COMPLETO




41221 F
JTA COLETOR ESCAPE




41222 F
JTA ESCAPE



41224 F
JTA ESCAPE



41119 JGBO
JTA COLETOR ADMISSÃO



36633 BO JUNTA **36634 BO JUNTA** **36636 BO JUNTA** **36630BO JUNTA** **36678 BO JUNTA** **36637 BO JUNTA** **36632 BO JUNTA**

36607 KTBO - KIT DE BORRACHAS DO MOTOR

JG JTA RETIFICAÇÃO



41230 NA
JTA AGUA E ÓLEO



41230 NA
JTA BBA D'AGUA



41241 NA
JTA VALVULA EGR

OPCIONAL




36611 / NA
JTA CARTER

XXXXX-KP
KIT PARAFUSOS DO CABEÇOTE

41206-KTRT
KIT DE RETENORES DO MOTOR


RET HASTE VALVULAS

(5x11x20)




125008001

RET VALV-42X55X07



115018001

RET TRAS-85X103X08



1151194

2.0 16V 4C-FIAT - TORO 16/21

2.0 16V 4C-JEEP - RENEGADE / COMPASS: 15/21

MTR: MULTIJET AT9 / MT6: TURBO DIESEL

41606-JGCB	JG JTA MTR S/ CAB	41606-JGRS	JG RETIF MTR S/ CAB
41606-JGSC	JG JTA MTR C/ CAB DE FIBRA	41606-JGRV	JG RETIF MTR C/ CAB DE FIBRA
41606-JGML	JG JTA MTR C/ CAB DE CHAPA 3M 1,15	41606-JGRM	JG RETIF MTR C/ CAB DE CHAPA 3M 1,15
41606-JRSC	JG JTA MTR C/ CAB DE FIBRA E C/ RET	41606-JRRV	JG RETIF MTR C/ CAB DE FIBRA E RET
41606-JRML	JG JTA MTR C/ CAB CHAPA 3M 1,15 C/RET	41606-JRRM	JG RETIF MTR C/ CAB DE CHAPA 3M 1,15 C/RET



OPCIONAL

- 41602 MLS-1M - 0,95 MM - CIL. 76 MM
- 41602 MLS-2M - 1,05 MM - CIL. 76 MM
- 41602 MLS-3M - 1,15 MM - CIL. 76 MM
- 41602 MLS-4M - 1,20 MM - CIL. 76 MM
- 41602-SC - 1,20 MM - CIL. 76 MM

JTA CABEÇOTE



41622 CV
JTA ESCAPE



41635 NA
JUNTA



41627 NA
JUNTA BBA
ÓLEO



41633 NA
JUNTA

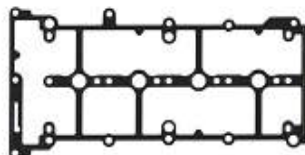


41637 MLS
JUNTA



41634 MLS
JUNTA
VALVULA EGR

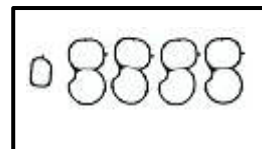
41630 NA
JUNTA



41620-IVLS
JUNTA TAMPA VALVULAS



41621 F - JUNTA COLETOR ESCAPE



41620 KTBO
KIT JUNTA COLETOR ADMISSÃO



41640 BO
JUNTA



41649 BO
JUNTA



41650 BO
JUNTA



41651 BO
JUNTA



41652 BO
JUNTA



41653 BO
JUNTA



41678 BO
JUNTA



41679 BO
JUNTA



41680 BO
JUNTA



41630 BO
JUNTA



41641 BO
JUNTA



41679 BO
JUNTA



41642 BO
JUNTA
TPA ÓLEO



41643 BO
JUNTA
TPA ÓLEO

41606 KTBO - KIT DE BORRACHAS DO MOTOR

JG JTA RETIFICAÇÃO



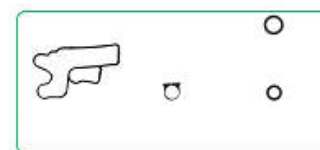
41640 MLS
JUNTA



41630 IVLS
JUNTA



41633 IVLS
JTA PESCADOR



41644 KTBO - KIT SEPARADOR ÓLEO

41606-KP

KIT PARAFUSOS DO CABEÇOTE
12.00X1.25X224.00 (X10)

41606 KTRT OU 41606 KTRT-F

KIT DE RETENORES DO MOTOR

RET HASTE VALVULAS

4,5X8,9X17,9



1240094

RET COMANDO

36X50X07



1150100

FLANGE TRASEIRA



41606 FR

2.4 16V 4C - FIAT - FREEMONT 11/16

2.4 16V 4C - DODGE - JOURNEY 09/16

MTR: ED3 VVT - DUAL VVT-B - GAS

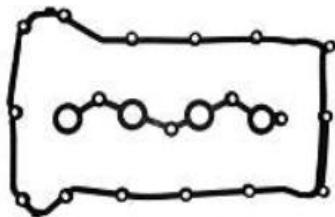
41206-JGCB	JG JTA MTR S/ CAB	41206-JGRS	JG RETIF MTR S/ CAB
41206-JGSC	JG JTA MTR C/ CAB DE FIBRA	41206-JGRV	JG RETIF MTR C/ CAB DE FIBRA
41206-JGML	JG JTA MTR C/ CAB DE CHAPA	41206-JGRM	JG RETIF MTR C/ CAB DE CHAPA
41206-JRSC	JG JTA MTR C/ CAB DE FIBRA E C/ RET	41206-JRRV	JG RETIF MTR C/ CAB DE FIBRA E RET
41206-JRML	JG JTA MTR C/ CAB DE CHAPA E C/ RET	41206-JRRM	JG RETIF MTR C/ CAB DE CHAPA E RET



41201 MLS - 0,7 MM - CIL. 89 MM
41201 SC - 1,2 MM - CIL. 89 MM

OPCIONAL
41201 KT - 3,0 MM - CIL. 89 MM

JTA CABEÇOTE



41226 KTBO 01
JTA TAMPA VÁLVULAS



41246 JGBO - VEDADORES PARAFUSO TV

41226 KTBO - KIT JTAS TAMPA VÁLVULAS



41221 F
JTA COLETOR ESCAPE

OPCIONAL



41222 F
JTA ESCAPE



41220 BO
JTA COLETOR ADMISSÃO



36607 KTBO - KIT DE BORRACHAS DO MOTOR

JG JTA RETIFICAÇÃO



41230 NA
JTA AGUA E ÓLEO



41230 NA
JTA BBA D'AGUA



41241 NA
JTA VALVULA EGR

OPCIONAL



JTA CARTER

36607-KP
KIT PARAFUSOS DO CABEÇOTE

11.00X1.50X165.00 (X2)

11.00X1.50X165.00 (X8)

41206-KTRT

KIT DE RETENORES DO MOTOR

RET HASTE VALVULAS



125008001

RET VALV-42X55X07



115018001

RET TRAS-85X103X08



1151194

2.4 16V 4C - PT CRUISER 02/

MTR: EDZ

54706-JGCB	JG JTA MTR S/ CAB	54706-JGRS	JG RETIF MTR S/ CAB
54706-JGSC	JG JTA MTR C/ CAB DE FIBRA	54706-JGRV	JG RETIF MTR C/ CAB DE FIBRA
54706-JGML	JG JTA MTR C/ CAB DE CHAPA	54706-JGRM	JG RETIF MTR C/ CAB DE CHAPA
54706-JRSC	JG JTA MTR C/ CAB DE FIBRA E C/ RET	54706-JRRV	JG RETIF MTR C/ CAB DE FIBRA E RET
54706-JRML	JG JTA MTR C/ CAB DE CHAPA E C/ RET	54706-JRRM	JG RETIF MTR C/ CAB DE CHAPA E RET



54701 MLS - 88,5 MM
54701 SC - 88,5 MM
JTA CABEÇOTE



54721 PAK
JTA COLETOR ESCAPE



54634 MLS
JTA



54633 NA
JTA



54726 BO - JTA TAMPA VÁLVULAS



54745 JGBO - JOGO VEDADORES TV

54726 KTBO - KIT VEDADORS TV - 5 PÇS



54746 JGBO - JOGO VEDADORES PARAF. TV



54747 JGBO - JOGO VEDADORES TV

54726 KTBO 01 - KIT VEDADORS TV - 18 PÇS



54719 JGBO
JG JTA ADMISSÃO



54720 JGBO
JG JTA ADMISSÃO

54718 KTBO
JTA COLETOR ADMISSÃO - 8 PÇS

JG JTA RETIFICAÇÃO



54733 NA
JTA



54734 NA
JTA



54735 NA
JTA



54736 NA
JTA



54737 BO
JTA



54738 BO
JTA



5439 BO
JTA



54730 BO
JTA



54744 BO
JTA



54743 BO
JTA



54716 PAK
JTA CARTER

XXXXX-KP
KIT PARAFUSOS DO CABEÇOTE

54706-KTRS
KIT DE RETENORES DO MOTOR

RET HASTE VALVULAS



1240087
/ R921006

RET GIRABREQUIM DIANT.

R924012



32X45X06

RET COMANDO-35X48X07



1122178 / R914002

RET GIRABREQUIM TRAS.

R923004



91X111X10

2.5 8V 4C - CHRYSLER - DAKOTA 98/01 - VOYAGER / GRAND VOYAGER 95/00

2.5 8V 4C - JEEP - CHEROKEE 95/01 - GRAND CHEROKEE 97/00

MTR: MAGNUM I-4-TD 425- DDAB DSL TURBO - DIESEL

54407-JGCB	JG JTA MTR S/ CAB	54407-JGRS	JG RETIF MTR S/ CAB
54407-JGSC	JG JTA MTR C/ CAB DE FIBRA	54407-JGRV	JG RETIF MTR C/ CAB DE FIBRA
54407-JGML	JG JTA MTR C/ CAB DE CHAPA	54407-JGRM	JG RETIF MTR C/ CAB DE CHAPA
54407-JRSC	JG JTA MTR C/ CAB DE FIBRA E C/ RET	54407-JRRV	JG RETIF MTR C/ CAB DE FIBRA E RET
54407-JRML	JG JTA MTR C/ CAB DE CHAPA E C/ RET	54407-JRRM	JG RETIF MTR C/ CAB DE CHAPA E RET



OPCIONAL

- 54402 MLS - 1,42 MM - CIL. 89 MM
- 54402 MLS-1M - 1,52 MM - CIL. 89 MM
- 54402 MLS-2M - 1,62 MM - CIL. 89 MM
- 54402 MP-8M - 2,20 MM - CIL. 89 MM

JTA CABEÇOTE



54426 NA
JTA TAMPA VÁLVULAS



54421 F
JTA COL ETOR ESCAPE



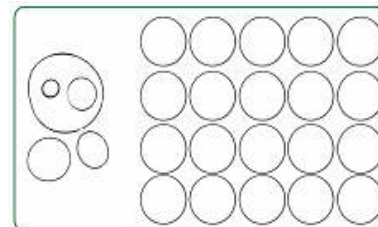
54476 NA
JTA



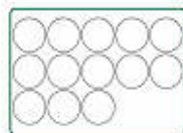
54422 PAK
JTA ESCAPE



50582-F
JTA CARACOL
TURBINA



54407 KTBO - KIT VEDAORES MOTOR



54407 KTBO 01 - KIT VEDADORES MOTOR

JG JTA RETIFICAÇÃO



54437 MLS
JTA



54435 NA
JTA



54434 NA
JTA



54432 NA
JTA




54436 NA
JTA



54433 NA
JTA



54408 KTAR - KIT ARRUELAS MOTOR



54416 NA
JTA CARTER

54407-KP

KIT PARAFUSOS DO CABEÇOTE

54407-KTRT

KIT DE RETENORES DO MOTOR

RET HASTE VALVULAS

(7x12x10)



RET VIRABREQUIM DIANT.

(52x68x10)



RET VIRABREQUIM TRAS.

(110x130x12)



2.5 8V 4C - DAKOTA / JEEP CHEROCKE / WRANGLER: 91/96

MTR: D150 - GAS

54506-JGCB	JG JTA MTR S/ CAB	54506-JGRS	JG RETIF MTR S/ CAB
54506-JGSC	JG JTA MTR C/ CAB DE FIBRA	54506-JGRV	JG RETIF MTR C/ CAB DE FIBRA
54506-JRSC	JG JTA MTR C/ CAB DE FIBRA E C/ RET	54506-JRRV	JG RETIF MTR C/ CAB DE FIBRA E RET



54501 SC
JTA CABEÇOTE



54526 BO
JTA TAMPA VÁLVULAS



54521 F
JTA COLETOR ADMISSÃO E ESCAPE



54534 NA
JTA



54535 NA
JTA



54545 NA
JTA TERMOSTATO



54539 NA
VEDADOR



OR1-225
ANEL ORING



OR1-203
ANEL BICO INJETOR

JG JTA RETIFICAÇÃO



54596 NA
JTA BBA COMB



54544 NA
JTA BBA OLEO



54541 NA
JTA CANO



54547NA
ANEL BUJÃO CARTER



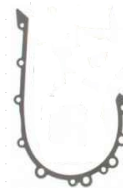
54531 NA
JTA BBA AGUA



54533 NA
JTA BBA AGUA



54530 BO
JTA BBA AGUA



54527 NA
JTA DISTRIBUIÇÃO



54516 BU
JTA CARTER

XXXXX-KP
KIT PARAFUSOS DO CABEÇOTE

54506-KTRT
KIT DE RETENTORES DO MOTOR
RET VALVULAS-07X13,2X13 RET DISTRIB-46X57.1X9.2



12013301



15058100

RET GIRABREQUIM TRASEIRO-76X95X09




15058200

2.7 24V V6 - JOURNEY 09/12

MTR: EER / EES - GAS


41706-JGCB	JG JTA MTR S/ CAB	41706-JGRS	JG RETIF MTR S/ CAB
41706-JGSC	JG JTA MTR C/ CAB DE FIBRA	41706-JGRV	JG RETIF MTR C/ CAB DE FIBRA
41706-JGML	JG JTA MTR C/ CAB DE CHAPA	41706-JGRM	JG RETIF MTR C/ CAB DE CHAPA
41706-JRSC	JG JTA MTR C/ CAB DE FIBRA E C/ RET	41706-JRRV	JG RETIF MTR C/ CAB DE FIBRA E RET
41706-JRML	JG JTA MTR C/ CAB DE CHAPA E C/ RET	41706-JRRM	JG RETIF MTR C/ CAB DE CHAPA E RET




OPCIONAL

41701 SC - 1,00 MM - CIL. 87,5 MM
41701 MLS - 0,50 MM - CIL. 87,5MM
41701 INOX LD
41701 INOX LE


JUNTA CABEÇOTE




41738 JGBO JOGO VEDADOR
41735 BO VEDADOR
41744 BO VEDADOR
41740 NA JUNTA




41733 BU VEDADOR



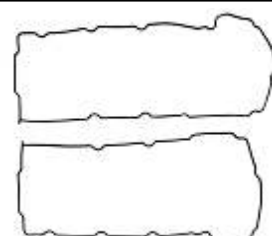
41734 BO VEDADOR




41737 NA JUNTA




41730 BU JUNTA TERMOSTÁTICO



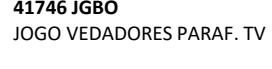
41726 JGBO (LD/LE) JUNTA TAMPA VÁLVULAS



41745 JGBO JOGO VEDADORES VELA TV




41726 KTBO (LD/LE) KIT JUNTA TAMPA VÁLVULAS




41746 JGBO JOGO VEDADORES PARAF. TV


41726 KTBO 01 (LD/LE) KIT JUNTA TAMPA VÁLVULAS



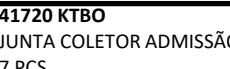
41721 F JUNTA COLETOR ESCAPE



41718 JGBO JUNTA COLETOR ADMISSÃO




41719 JGBO JUNTA COLETOR ADMISSÃO




41720 KTBO JUNTA COLETOR ADMISSÃO 7 PÇS


JG JTA RETIFICAÇÃO




41729 BI JUNTA TAMPA DISTRIBUIÇÃO




41730 ALB JTA BOMBA D'AGUA




41735 BO VEDADOR
41739 BO VEDADOR



41741 BO VEDADOR



41747 BO JTA



41710 DI JUNTA CARTER


XXXXX-KP

KIT PARAFUSOS DO CABEÇOTE

41706 KTRT

KIT DE RETENORES DO MOTOR


RET HASTE VALVULAS



125003409


RET GIRABREQUIM DIANT.

(31x52x6,5)



RET GIRABREQUIM TRAS.

(91x111x10)



DIVERSAS



41746 KTBO JOGO VEDADO 30 PÇS RES PARAF. TV



41746 KTBO JOGO VEDADO 30 PÇS RES PARAF. TV

3.1 10V 5C - GRAND CHEROCKEE 99/01

MTR: VM-DIESEL EXA DIESEL

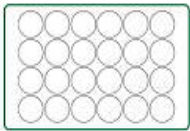
54408-JGCB	JG JTA MTR S/ CAB	54408-JGRS	JG RETIF MTR S/ CAB
54408-JGSC	JG JTA MTR C/ CAB DE FIBRA	54408-JGRV	JG RETIF MTR C/ CAB DE FIBRA
54408-JGML	JG JTA MTR C/ CAB DE CHAPA	54408-JGRM	JG RETIF MTR C/ CAB DE CHAPA
54408-JRSC	JG JTA MTR C/ CAB DE FIBRA E C/ RET	54408-JRRV	JG RETIF MTR C/ CAB DE FIBRA E RET
54408-JRML	JG JTA MTR C/ CAB DE CHAPA E C/ RET	54408-JRRM	JG RETIF MTR C/ CAB DE CHAPA E RET



OPCIONAL

54403 MLS-1M - 1,42 MM - CIL. 98 MM
54403 MLS-2M - 1,52MM - CIL. 98 MM
54403 MLS-3M - 1,62MM - CIL. 98 MM

JTA CABEÇOTE



54408 KTBO 01 - KIT VEDADORES



54427 NA
JTA TAMPA VÁLVULAS



54422 F
JTA COLETOR ESCAPE E ADMISSÃO



50582 F
JTA TURBINA



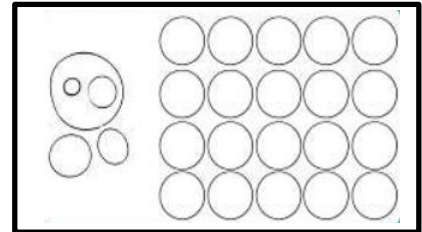
54476 NA
JTA



50573 F
JTA TURBINA



51022 CV
JTA TURBINA



54408 KTBO - KIT VEDADORES MOTOR

JG JTA RETIFICAÇÃO



54437 MLS
JTA



54432 NA
JTA



54436 NA
JTA



54435 NA
JTA



54434 NA
JTA



54433 NA
JTA



54408 KTAR
KIT ARRUELAS MOTOR

54408-KP

KIT PARAFUSOS DO CABEÇOTE

12.00X1.75X115.00 (X5)

12.00X1.75X80.00(X5)

14.00X2.00X137.00 (X12)

54408-KTRT

KIT DE RETENORES DO MOTOR

RET VALVULAS-07X12X10



RET VIRABREQUIM DIANT.

52X68X10



RET VIRABREUIM TRAS.

110X130X12



3.6 16V V6 - DODGE - JOURNEY 11/18 - DURANGO 11/15 - CHALLENGER CHARGER - GRAND CARAVAN

3.6 16V V6 - CHRYSLER - 300C 11/15

3.6 16V V6 - JEEP - CHEROKEE 10/18 - WRANGLER 11/18

MTR: PENTASTAR-EHB / PENTASTAR-ERB: GAS


54409-JGCB	JG JTA MTR S/ CAB	54409-JGRS	JG RETIF MTR S/ CAB
54409-JGSC	JG JTA MTR C/ CAB DE FIBRA	54409-JGRV	JG RETIF MTR C/ CAB DE FIBRA
54409-JGML	JG JTA MTR C/ CAB DE CHAPA	54409-JGRM	JG RETIF MTR C/ CAB DE CHAPA
54409-JRSC	JG JTA MTR C/ CAB DE FIBRA E C/ RET	54409-JRRV	JG RETIF MTR C/ CAB DE FIBRA E RET
54409-JRML	JG JTA MTR C/ CAB DE CHAPA E C/ RET	54409-JRRM	JG RETIF MTR C/ CAB DE CHAPA E RET



54404 SC - 1,00 MM - CIL. 97 MM
54404 MLS - 0,40 MM - CIL. 97 MM
JUNTA CABEÇOTE



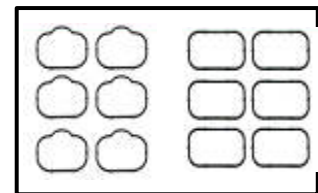
54437 F JUNTA
54430 BI JUNTRA BOMBA D'AGUA



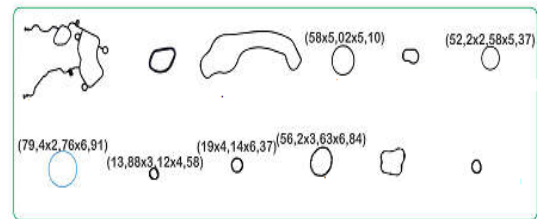
54428 KTBO
KIT JUNTA TAMPA VÁLVULAS



54419 F
JUNTA COLETOR ESCAPE



54420 KTBO
JUNTA COLETOR ADMISSÃO



54409 KTBO - KIT VEDADORES MOTOR


JG JTA RETIFICAÇÃO



54415 NA
JUNTA CARTER



54416 NA
JUNTA CARTER



54417 NA
JUNTA CARTER

54409-KP
KIT PARAFUSOS DO CABEÇOTE
12.00X1.50X127.00 (X16)

DIVERSAS



54432 BO
JUNTA TERMOSTATO
JOUNEY 3.6 16V V6



54481 BO
JUNTA CORPO BORBOLETA
JOUNEY 3.6 16V V6

54409-KTRT

KIT DE RETENTORES DO MOTOR

RET HASTE VALVULAS



RET DIANT. VIRABREQUIN



3.7 24V V6 - CHRYSLER - RAM 03/15

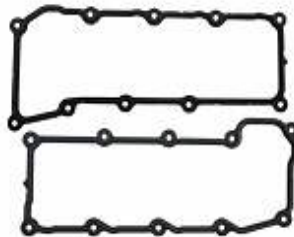
3.7 24V V6 - JEEP - CHEROKEE / JEEP LIBERTY: 01/15

MTR: 3.7 L V6 EKG - GAS

54105-JGCB	JG JTA MTR S/ CAB	54105-JGRS	JG RETIF MTR S/ CAB
54105-JGML	JG JTA MTR C/ CAB DE CHAPA	54105-JGRM	JG RETIF MTR C/ CAB DE CHAPA
54105-JRML	JG JTA MTR C/ CAB DE CHAPA E C/ RET	54105-JRRM	JG RETIF MTR C/ CAB DE CHAPA E RET



54102 MLS - CIL. 93,5 MM
JTA CABEÇOTE



54125 KTBO
KIT JTA TAMPA VÁLVULAS



54120 JGBO
JTA COLETOR ADMISSÃO




54123 F
JJTA COLETOR ESCAPE



54105 KTBO - KIT BORRACHAS MOTOR

JG JTA RETIFICAÇÃO



5411430 BO
JJTA BOMBA D'AGUA



54115 DF
JTA CARTER

XXXXX-KP
KIT PARAFUSOS DO CABEÇOTE

54806-KTRS
KIT DE RETENORES DO MOTOR
RET HASTE VÁLVULAS



RET GIRABREQUIM DIANT.

RET GIRABREQUIM TRAS.

(46x72x8,5)



115013407

(100x120x9,5)



3.9 8V 4C- GM - D10 85/94 - D20 85/92 - D40 85/93 - VERANEIO 66/92

3.9 8V 4C- VW - 6-80 82/86

3.9 8V 4C- DODGE - D400 70/81

3.9 8V 4C- AGRALE - 1800 D 88/98

MTR: Q20B4 / 4236 - INJEÇÃO INDIRETA / DIRETA - DIESEL

70307-JGCB	JG JTA MTR S/ CAB	70307-JGRS	JG RETIF MTR S/ CAB
70307-JGSC	JG JTA MTR C/ CAB DE FIBRA	70307-JGRV	JG RETIF MTR C/ CAB DE FIBRA
70307-JRSC	JG JTA MTR C/ CAB DE FIBRA E C/ RET	70307-JRRV	JG RETIF MTR C/ CAB DE FIBRA E RET



70301 SC 1,8 MM CIL. 107 MM
JUNTA CABEÇOTE



70326 CB
JUNTA TAMPA VÁLVULAS



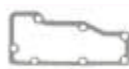
70320 PAK
KIT JUNTA COLETOR ESCAPE E ADMISSÃO



70368 PAK
JUNTA COTOVELO E COLETOR ESCAPE



70334 NA
JUNTA TAMPA TRASEIRA



70335 NA
JUNTA CARÇAÇA TERMOSTATO



70341 NA
JUNTA



70336 NA
JUNTA CONEXÃO SUPERIOR



70360 CB
JUNTA CARÇAÇA SUPERIOR



59266 NA
JUNTA LUBRIF TURBINA



70370 NA
JUNTA TURBINA



70863 CI
GAXETA ESCAPE



70035 NA
JUNTA BBA INJETORA



70036 NA
JUNTA BBA INJETORA



70332 NA
JUNTA BOCAL



70333 NA
JUNTA CONEXÃO



70352 NA
JUNTA TUBO ESCAPE ÓLEO



70348 NA
JUNTA



70359 NA
JUNTA PLACA BLOCO



70374 NA
JUNTA BBA INJETORA



70234 PP
JUNTA BBA ÓLEO



70342 NA
JUNTA BBA COMBUSTIVEL



70357 NA
JUNTA TUBO ÓLEO



70373 NA
JUNTA BBA D'AGUA



70351 NA
JUNTA



70358 NA
JUNTA



70361 NA
JUNTA CX ADAPTADOR



70362 PP
JUNTA CX EXAUSTOR



70364 NA
JUNTA



7072 NA
JUNTA BBA COMBUSTIVEL




70307 KTBO
KIT BORRACHA MOTOR

MEDIDAS	Quant.
AR 10,3 x 15 x 1,5 mm	14
AR 10,3 x 21 mm	4
AR 9,4 x 11,3 x 1 mm	8
AR 6,2 x 9,8 x 1 mm	8
AR 11,1 x 18,8 x 2 mm	6
AR 10,6 x 21 x 1,5 mm	4
AR 18,5 x 27 x 1,5 mm	1
AR 22,2 x 29,8 x 2,5 mm	1

70307 KTAR
KIT ARRUELAS MOTOR




70343 NA
JUNTA TRANSM. MANUAL



70356 NA
JUNTA DISTRIBUIÇÃO



70328 NA
JUNTA CAIXA DISTRIBUIÇÃO



70317 NA
JUNTA CARTER

XXXXX-KP
KIT PARAFUSOS DO CABEÇOTE

70307-KTRT
KIT DE RETENORES DO MOTOR

RET VALVULAS
(9,9x14,3x13,1)



1272590

OU 70375 BO

RET DIANT. VIRABREQUIM

(60,4x79,35x9,3)



1171050

RET TRAS. VIRABREQUIM

(133,35x158,75x13)



1171972


3.9 12 V6-CHRYSLER - GRAND CARAVAN / GRAND VOYAGE: 94/03

3.9 12 V6-DODGE - DAKOTA / RAM 2500: 94/03


3.9 12 V6-JEEP - CHEROKEE 94/03

MTR: EHC(OHV) - GAS


54406-JGCB	JG JTA MTR S/ CAB	54406-JGRS	JG RETIF MTR S/ CAB
54406-JGSC	JG JTA MTR C/ CAB DE FIBRA	54406-JGRV	JG RETIF MTR C/ CAB DE FIBRA
54406-JRSC	JG JTA MTR C/ CAB DE FIBRA E C/ RET	54406-JRRV	JG RETIF MTR C/ CAB DE FIBRA E RET




54401 SC
JTA CABEÇOTE




54425 CB
JTA TAMPA VÁLVULAS




54022 PAK
JTA COLETOR ESCAPE



54423 PAK
JTA ADMISSÃO

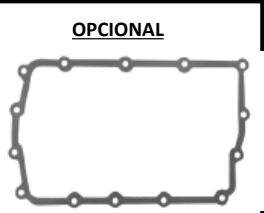


54423-CB
JTA ADMISSÃO




54423 KTSC
JTA COLETOR ADMISSÃO


OPCIONAL




54418 PAK
JTA ADMISSÃO CENTRAL




54453 NA
JTA




54441 NA
JTA




54442 NA
JTA



54443 NA
JTA

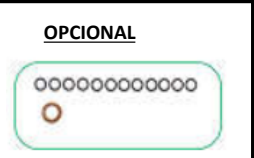


54435 NA
JTA CANO DAGUA




54444 NA
JTA

OPCIONAL




54406 KTBO
KIT BORRACHAS MOTOR

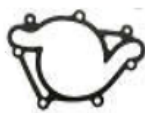
JG JTA RETIFICAÇÃO




54033 GV
JTA



54030 NA
JTA TAMPA DISTRIBUIÇÃO




54031 NA
JTA BBA AO BLOCO



54032 NA
JTA BBA DAGUA

OPCIONAL



JTA CARTER

XXXXX-KP


KIT PARAFUSOS DO CABEÇOTE

54406-KTRT

KIT DE RETENTORES DO MOTOR

RETENTORES DE VÁLVULAS

7X13.2X13



RET GIRABREQUIM DIANT.


55X79/81X16



R794002

RET GIRABREQUIM TRAS.

69X83X08



R793002

4.0 12V 6C - CHEROKEE / COMANDER / GRAND CHEROKEE / WLANGLER: 85/95

MTR: 242 - GAS

54106-JGCB JG JTA MTR S/ CAB

54106-JGRS JG RETIF MTR S/ CAB

54106-JGSC JG JTA MTR C/ CAB DE FIBRA

54106-JGRV JG RETIF MTR C/ CAB DE FIBRA

54106-JRSC JG JTA MTR C/ CAB DE FIBRA E C/ RET

54106-JRRV JG RETIF MTR C/ CAB DE FIBRA E RET



54101 SC

OPCIONAL

54101 KT - 3,00 MM

JTA CABEÇOTE



54126 CB

JTA TAMPA VÁLVULAS



54121 PAK

JTA COLETOR ESCAPE E ADMISSÃO



54153 NA

JTA



54152 NA

JTA INJEÇÃO

JG JTA RETIFICAÇÃO



54134 NA

JTA



54133 NA

JTA



54144 NA

JTA



54197 NA

JTA



54196 NA

JTA BBA COMBUSTIVEL



54131 NA

JTA



54117 BO

JTA



54127 NA

JTA DISTRIBUIÇÃO



54116 CB

JG JTA CARTER

XXXXX-KP
KIT PARAFUSOS DO CABEÇOTE

54106-KTRT
KIT DE RETENORES DO MOTOR
RETENORES DE VÁLVULAS



RETENTOR VIRABREQUIM DIANTEIRO



4.0 12V 6C - JEEP - CHEROKEE / COMANDER / GRAND CHEROKEE / WLANGLER: 96/

MTR: 242 - GAS

54109-JGCB JG JTA MTR S/ CAB

54109-JGSC JG JTA MTR C/ CAB DE FIBRA

54109-JRSC JG JTA MTR C/ CAB DE FIBRA E C/ RET

54109-JGRS JG RETIF MTR S/ CAB

54109-JGRV JG RETIF MTR C/ CAB DE FIBRA

54109-JRRV JG RETIF MTR C/ CAB DE FIBRA E RET



54101 SC

OPCIONAL

54101 KT - 3,00 MM

JTA CABEÇOTE



54127 CB

JTA TAMPA VÁLVULAS



54121 PAK

JTA COLETOR ESCAPE E ADMISSÃO



54153 NA

JTA



54152 NA

JTA INJEÇÃO

JG JTA RETIFICAÇÃO



54134 NA
JTA



54133 NA
JTA



54144 NA
JTA



54197 NA
JTA



54196 NA
JTA BBA
COMBUSTIVEL



54131 NA
JTA



54117 BO
JTA



54127 NA
JTA DISTRIBUIÇÃO



54116 CB
JG JTA CARTER

XXXXX-KP
KIT PARAFUSOS DO CABEÇOTE

54106-KTRT
KIT DE RETENORES DO MOTOR
RETENORES DE VÁLVULAS



RETENTOR VIRABREQUIM DIANTEIRO



4.7 32V V8 - JEEP - GRAND CHEROKEE

MTR: 4.7 L V8 EVA / EVC - GAS

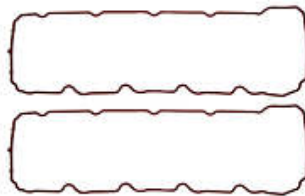
54806-JGRS JG RETIF MTR S/ CAB

54806-JGRM JG RETIF MTR C/ CAB DE CHAPA

54806-JRRM JG RETIF MTR C/ CAB DE CHAPA E RET



54801 MLS
JTA CABEÇOTE



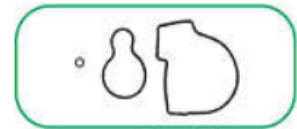
54826 BO
JTA TAMPA VÁLVULAS



54820 JGBO
JTA COLETOR ADMISSÃO



54821 PAK
JTA COLETOR ESCAPE



54806 KTBO
KIT BORRACHAS MOTOR

JG JTA RETIFICAÇÃO

XXXXX-KP
KIT PARAFUSOS DO CABEÇOTE

54806-KTRS
KIT DE RETENORES DO MOTOR
RETENORES DE VÁLVULAS

(6X11,5X18,5)



RETENTOR VIRABREQUIM DIANTEIRO

(46X62X8,5)



115013407

5.2 16V V8 - DODGE DART / CHARGER / LEBARON / MAGNUN / D-100

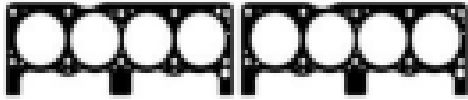
MTR: 318 - GAS

54006-JGCB JG JTA MTR S/ CAB

54006-JGRS JG RETIF MTR S/ CAB

54006-JGSC JG JTA MTR C/ CAB DE FIBRA

54006-JGRV JG RETIF MTR C/ CAB DE FIBRA




54001 SC
JTA CABEÇOTE




54026 CB
JTA TAMPA VÁLVULAS



11736 BO
VEDADOR HASTE
VÁLVULAS



54041 PAK
JG JTA COLETOR ESCAPE



54043 PAK
JTA COLETOR ADMISSÃO



54064 NA
JTA FLANGE
CARBURADOR



54033 NA
JTA FLANGE
CARBURADOR



54029 NA
JTA CONEXÃO
BBA D' ÁGUA

JG JTA RETIFICAÇÃO



10296 NA
JTA BBA
COMBUSTÍVEL



261420
ANEL BUJÃO
CARTER




54035 B
PONTEIRA BORRACHA




48850 A
GAXETA MANCAL TRAS.



54028 NA
JTA BBA D'ÁGUA



54027 NA
JTA DISTRIBUIÇÃO



54016 CB
JTA CÂRTER


5.2 16V V8 - DAKOTA / RAM / GRAND CHEROKEE / DURANGO: 92/96

MTR: 215 / 223 / 318: (OHV): GAS


54007-JGCB	JG JTA MTR S/ CAB	54007-JGRS	JG RETIF MTR S/ CAB
54007-JGSC	JG JTA MTR C/ CAB DE FIBRA	54007-JGRV	JG RETIF MTR C/ CAB DE FIBRA
54007-JRSC	JG JTA MTR C/ CAB DE FIBRA E C/ RET	54007-JRRV	JG RETIF MTR C/ CAB DE FIBRA E RET



54002 SC
JTA CABEÇOTE



54025 CB
JTA TAMPA VÁLVULAS




54044 PAK
JTA ADMISSÃO

54423 CB
JTA ADMISSÃO




54045 PAK
JTA COLETOR ESCAPE



54044 KTPAK
JTA COLETOR ADMISSÃO

54007 KTBO
KIT BORRACHAS MOTOR

JG JTA RETIFICAÇÃO



54033 GV
JTA



54032 NA
JTA BBA AGUA



54031 NA
JTA BBA AGUA



54030 NA
JTA DISTRIBUIÇÃO



54017 BO
JTA CARTER

XXXXX-KP
KIT PARAFUSOS DO CABEÇOTE

54007-KTRT
KIT DE RETENORES DO MOTOR
RETENORES DE VÁLVULAS

7X13,2X13



RET GIRABREQUIM DIANT.



55X79/81X16

OPCIONAL
GAXETA MANCAL TRAS.



54079 A

5.8 12V 6C GM - D60 70/84

5.8 12V 6C GMC - D60 64/80 - D65 65/84 - D70 64/89

5.8 12V 6C FORD - D60 64/80 - D65 65/84 - D70 64/89 -

5.8 12V 6C DODGE - P700 70/77 - D750 77/78 - P900 73/81

MTR: 6357V INDIRETA / DIRETA - DIESEL

70906-JGCB JG JTA MTR S/ CAB

70906-JGSC JG JTA MTR C/ CAB DE FIBRA

70906-JRSC JG JTA MTR C/ CAB DE FIBRA E C/ RET

70906-JGRS JG RETIF MTR S/ CAB

70906-JGRV JG RETIF MTR C/ CAB DE FIBRA

70906-JRRV JG RETIF MTR C/ CAB DE FIBRA E RET



70901 SC 1,5 MM CIL. 105 MM
JUNTA CABEÇOTE



70831 NA
JUNTA COLETOR ADMISSÃO



70833 NA
JUNTA TRAS.
MANCAL



70847 NA
JUNTA
TRAS.
CABEÇOTE



70967 NA
JUNTA
THERMOSTATO



70763 NA
JUNTA BBA
ÓLEO



70930 NA
JUNTA CABO
BBA ÓLEO



70835 NA
JUNTA



70939 NA
JUNTA
ACIONADOR
TACOMETRO



70937 NA
JUNTA
VENTILAÇÃO
CARTER



70929 CB
JUNTA TAMPA
INSPEÇÃO



70864 NA
JUNTA BBA
D'AGUA



70941 NA
JUNTA
EXAUSTOR



70844 NA
JUNTA BBA
COMBÚSTIVEL



70960 NA
JUNTA
BBA
ALIMENTAÇÃO



70935 NA
JUNTA BBA
INJETORA



70964 NA
JUNTA BBA
ÓLEO

	MEC/DAB	Quant.
17.38/21.1	AR 10,3 x 21,3 x 2,0mm	6
	AR 14,5 x 21 x 1,6mm	14
	AR 40,1 x 46,3 x 0,8mm	6
	AR 59,5 x 27 x 1,5 mm	1
	AR 10,5 x 15,9 x 1 mm	14
	AR 14,5 x 21 x 1,5 mm	8
	AR 14,5 x 21 x 1,5 mm	14

70906 KTAR
KIT ARRUELAS MOTOR



70928 NA
JUNTA DISTRIBUIÇÃO



70843 NA
JUNTA
MANCAL
TRASEIRO



70019 A
GAXETA
MANCAL



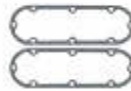
70916 CB
JUNTA CARTER



70826 CB
JUNTA TAMPA VÁLVULAS



70821 PAK
JUNTA COLETOR
ESCAPE



70827 NA
JUNTA CAMERA
D'AGUA



70845 NA
JUNTA
ADMISSÃO AR



70846 PAK
JUNTA
ESCAPE



70863 CI
GAXETA
ESCAPE

XXXXX-KP

KIT PARAFUSOS DO CABEÇOTE

70906-KTRT

KIT DE RETENTORES DO MOTOR

RET VALVULAS

(9,5x14,3x14,3)



1270030

RET DIANT. VIRABREQUIN

(50x70x9,5)



1170586

5.9 12V 6C - DODGE RAM 2500 5.9 07/

MTR: 6BT5.9 - DIESEL

60460-JGCB JG JTA MTR S/ CAB

60460-JGSC JG JTA MTR C/ CAB DE FIBRA

60460-JRSC JG JTA MTR C/ CAB DE FIBRA E C/ RET

60460-JGRS JG RETIF MTR S/ CAB

60460-JGRV JG RETIF MTR C/ CAB DE FIBRA

60460-JRRV JG RETIF MTR C/ CAB DE FIBRA E RET



60406 SC
JTA CABEÇOTE



60838 NA - JTA COLETOR ADMISSAO



60926 BO - JTA TAMPA VÁLVULAS



60406 KTAR
KIT ARRUELAS MOTOR



60920 F
JTA COLETOR ESCAPE



60042 JGBO
BORRIFADOR CABEÇA
PISTÃO



60854 NA
JTA ADMISSÃO
PEQUENA



60406 KTBS
KIT BORRACHAS MOTOR SUPERIOR



60671 F
JTA TURBINA



48373 CV
JTA TURBINA



80033 NA
JTA TURBINA



48377 NA
JTA TURBINA



60453 CV
JTA TURBINA

60088 KTCV - KIT JTA TURBINA

JG JTA RETIFICAÇÃO



60836 NA
JTA BBA HIDRÁULICA



60846 CB
JTA TAMPO



60845 NA
JTA BBA ÓLEO



60847 NA
JTA BBA ÓLEO



60844 NA
JTA BBA COMBUSTIVEL



60829 NA
JTA DISTRIBUIÇÃO BBA EM LINHA



60849 NA
JTA COMPR



60849 NA
JTA MANCAL TRAS



60527 BO
JTA TAMPA LATERAL



60406 KTBI
KIT BORRACHAS MOTOR INFERIOR



60835 NA
JTA INJETORA



60471 NA
JTA REFRIG ÓLEO



60849 NA
JTA MANCAL TRAS



60827 NA
JTA DISTRIBUIÇÃO
BBA ROTATIVA



60828 NA
JTA DISTRIBUIÇÃO INT



60917 PV
JTA CARTER

60460-KP

KIT PARAFUSOS DO CABEÇOTE
(SEM PARAFUSO NO BALANCEIRO)

OU

60461-KP

KIT PARAFUSOS DO CABEÇOTE
(COM PARAFUSO NO BALANCEIRO)

60406-KTRT

KIT DE RETENORES DO MOTOR

RET VALVULAS



60099 BO

RET VIRABREQUIM DIANT.

Nº ORIGINAL: 397111



RET VIRABREQUIM TRAS.

Nº ORIGINAL: 3909410



5.9 24V 6C DODGE - RAM 2500/ AUT SLT TROPIVA: 01/10

5.9 24V 6C FORD - CARGO: 1722E/C2628CN/C2622E/C2628E/C2422/C2428E: 06/11

5.9 24V 6C IVECO - EUROCARGO: 170E22 ATÉ IVECO BUS 170E22: 05/08-TECTOR 170E28T ATÉ 240E28S: 08/21

5.9 24V 6C VW - CONSTELLATION: 24250/17250: 05/11-WORKER: 17250/23250E/24250E: 03/11

MTR:CUMMINS-ISB 6BT / INTERACT 6-ISBe 6 / F4AEO681D:DSL TURBO INJ DIR:DIESEL

60107-JGCB JG JTA MTR S/ CAB

60107-JGRS JG RETIF MTR S/ CAB

60107-JGML JG JTA MTR C/ CAB DE CHAPA

60107-JGRM JG RETIF MTR C/ CAB DE CHAPA

60107-JRML JG JTA MTR C/ CAB DE CHAPA E C/ RET


60107-JRRM JG RETIF MTR C/ CAB DE CHAPA E RET




OPCIONAL

60402 MLS-1M - 1,10 MM - CIL. 107 MM
60402 MLS-2M - 1,15 MM - CIL. 107 MM
60402 MLS-3M - 1,25 MM - CIL. 107 MM

JUNTA DO CABEÇOTE



60107 KTBO SUP - KIT DE BORRACHAS DO MOTOR



60526 BU
JUNTA DA TAMPA DE VALVULAS

60547 JGBO
JOGO DE VEDADORES DO PARAFUSO DA TV

60526 KTBO
KIT JUNTAS DA TAMPA DE VALVULAS



60528 BO
JUNTA DA TAMPA DOS BALANCEIROS



60021 FF (1PÇ)
JUNTA DO COLETOR DE ESCAPE



60020 NA
JUNTA DO COLETOR DE ADMISSÃO



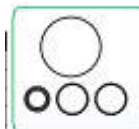
60089 CV
JOGO JUNTA TURBINA

JG JTA RETIFICAÇÃO

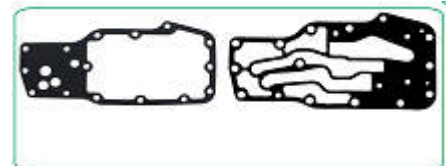
Medidas	Qt.
2035	1
2220	1
7748	1
2120	1
2118	1
2212	2
2116	1
7091	1
2115	1
2017	1
2114	2
7058	1
2112	1
7496	1
7503	1
7208	1
7907	12
7365	1

Medidas	Qt.
AR 15 x 7,8 x 1,6	4
19401009-10	2
AR 24 x 13,6 x 2,4	1

60107 KTAR
KIT DE ARRUELAS DO MOTOR



60107 KTBO 01 INF
KIT BORRACHAS MOTOR



60060 KTOR
KIT JUNTAS RESFRIADOR ÓLEO



60140 NA
JUNTA TUBO
SUÇÃO BOMBA
DE ÓLEO



60035 PAK
JUNTA BOMBA
HIDRÁULICA



60915 BO
JUNTA DO CARTER



60914 NA
JUNTA DO CARTER

60107 KTBO INF- KIT BORRACHAS MOTOR

60107-KP

KIT PARAFUSOS DO CABEÇOTE

12.00X1.75X130.00 (X12)

12.00X1.75X150.00 (X14)

60107-KTRT

KIT DE RETENORES DO MOTOR

RET HASTE VALVULAS

(9,2x7x15,2)



129001008

(70x100x12,5)



119011008

RET GIRABREQUIM DIANT.

RET GIRABREQUIM TRAS.

(130x155x12,5)





119021008

(130x150x12/13)

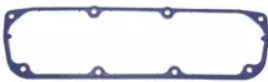

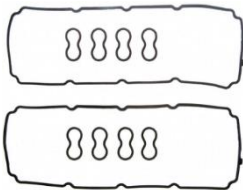


119021004








DIVERSAS DE JUNTAS DE CABEÇOTE

 54203 SC	 54702 SC		
JUNTA DE CABEÇOTE DO STRATUS 2.5 24V V6 95/99 MOTOR EEB(H00)	JUNTA DE CABEÇOTE PT CRUISE / NEON: 2.0 16V 141 CV 01/ - 88,5 MM		




DIVERSAS DE JUNTAS DE TAMPA DE VÁLVULAS






 54226 BO	 54227 JGBO	 54424 KTBO	
JUNTA DA TAMPA DE VÁLVULAS DA CARAVAN 3.3 12V V6 90/99 PAR)	JUNTA TAMPA VÁLVULAS WANGLER 3.8 12V V6	JUNTA TAMPA VÁLVULAS 300 C/CHARGER/DURANGO: 5.7 V8 HEMI-05/20 - KIT 10 PÇS	

DIVERSAS DE JUNTAS DE COLETOR DE ESCAPE E ADMISSÃO


						
54044 NS	54045 NS	54046 NS	54047 NS	54021 NS	54037 B	54038 B
54041 PAK Jogo de Juntas do coletor de Admissão do Dodge Dart				54043 NS		

DIVERSAS DE JUNTAS DE INJEÇÃO ELETRÔNICA






 54451 NA	 54452 NA	 ORI 203
54450 NA Jogo para I.E. - Chrysler-Chrysler 92 ED 6 cc. Plymouth		




 54453 NA	 54454 NA	 49155 B	 ORI 203	 ORING 6061
54460 NA Jogo para I.E. - Chrysler Stratus 95 ED				

DIVERSAS DE JUNTAS DE: INJEÇÃO - REDUZIDA - DIFERENCIAL





 41681 BO	 54056 CB	 54345 GV	
JUNTA CORPO BORBOLETA: TORO/JEEP RENEGADE /COMPASS: MULTJET AT9 TURBO DIESEL: 2.0 16V 4C	JOGO JUNTAS REDUZIDA ELÉTRICA	JUNTA DIFERENCIAL DODGE POLARA	

DIVERSAS DE JUNTAS DE CARBURAÇÃO





				
10954 NA	10963 GV	10965 GV	261014	261216
54350 GV Jogo para carburador - Dodge Polara 1600				

		
54358 NA	54359 NA	54363 NA
54351 GV Jogo para carburador - Dodge Polara 1800		

DIVERSAS DE JUNTAS DE CAMBIO

			
50295 PV	54381 GV	54382 GV	54384 GV
54380 VL Jogo para câmbio - Dodge Polara 1800			

DIVERSAS JUNTAS MOTOR

			
41706 JGINF	54431 BO	54433 KTBBI	54433 KTBBI 01
JOGO JUNTAS MOTOR INFERIOR JOURNEY 2.7 24V V6 09/12	JUNTA DODGE/JEEP/ CHRYSLER 300C: 3.6 16V V6: 11/18	JUNTA BOMBA D'AGUA DODGE/JEEP/CHRYSLER 300C: 3.6 16V V6	JUNTA BOMBA D'AGUA DODGE/JEEP/CHRYSLER 300C: 3.6 16V V6: C/RET